

Residual congener pattern of dioxins in human breast milk in southern Vietnam

メタデータ	言語: eng 出版者: 公開日: 2017-10-03 キーワード (Ja): キーワード (En): 作成者: メールアドレス: 所属:
URL	http://hdl.handle.net/2297/28498

Elsevier Editorial System(tm) for Chemosphere
Manuscript Draft

Manuscript Number: CHEM20735R1

Title: Residual congener pattern of dioxins in human breast milk in southern Vietnam

Article Type: Research Paper

Section/Category: Persistent Organic Pollutants and Dioxins

Keywords: PCDD/DFs; residual congener pattern; breast milk; Agent Orange; Vietnam; pentachlorophenol

Corresponding Author: Dr Teruhiko Kido,

Corresponding Author's Institution: Kanazawa Univeristy

First Author: Kenji Tawara, Ph.D.

Order of Authors: Kenji Tawara, Ph.D.; Muneko Nishijo; Shoko Maruzeni; Hideaki Nakagawa; Teruhiko Kido; Rie Naganuma; Hiroyuki Suzuki; Dang D Nhu; Nguyen N Hung; Le Thi H Thom

1 Residual congener pattern of dioxins in human breast milk in southern
2 Vietnam

3
4 Kenji Tawara^{a,b,1}, Muneko Nishijo^a, Shoko Maruzeni^a, Hideaki Nakagawa^a, Teruhiko Kido^{c,*}, Rie
5 Naganuma^c, Hiroyuki Suzuki^{c,2}, Dang Duc Nhu^{c,3}, Nguyen Ngoc Hung^d, Le Thi Hong Thom^d

6 ^a *Department of Epidemiology and Public Health, Kanazawa Medical University, 1-1 Daigaku,*
7 *Uchinada-machi, Ishikawa, Japan*

8 ^b *Department of Public Health, Hyogo College of Medicine, 1-1 Mukogawa-cho, Nishinomiya*
9 *city, Hyogo, Japan*

10 ^c *School of Health Sciences, College of Medical Pharmaceutical and Health Sciences, Kanazawa*
11 *University, 5-11-80 Kodatsuno, Kanazawa city, Ishikawa, Japan*

12 ^d *10-80 Division, Hanoi Medical University, 35 Nguyen Huy Tuong, Thanh Xuan, Hanoi,*
13 *Vietnam*

14 ^{*} Corresponding author. Tel. & fax.: +81 76 265 2565.

15 *E-mail address:* kido@mhs.mp.kanazawa-u.ac.jp (T. Kido).

16 ¹ Present address: Department of Environment Technology and Measurement, Hyogo
17 Environmental Advancement Association, 3-1-31 Yukihiro-cho, Suma-ku, Kobe city, Hyogo,
18 Japan.

- 19 ²Present address: Department of Nursing, College of Life and Health Sciences, Chubu University,
20 1200 Matsumoto-cho, Kasugai city, Aich, Japan.
- 21 ³Present address: 10-80 Division, Hanoi Medical University, 35 Nguyen Huy Tuong, Thanh
22 Xuan, Hanoi, Vietnam.

23 **1. Background**

24 Vietnam is thought to be the site of the world's largest and most significant dioxin contamination
25 event (dioxins include polychlorinated dibenzo-*p*-dioxin [PCDD] and polychlorinated
26 dibenzo-furan [PCDF]). From 1961 to 1971, tactical herbicides were sprayed over regions of the
27 former Republic Vietnam (southern Vietnam) through the activities of Operation Ranch Hand,
28 the US military code name for the spray mission during the Vietnam War. The objective of this
29 operation was to defoliate the jungle canopy and destroy crops to deny opposing forces strategic
30 cover and food (Stellman et al., 1988, 2003a, 2003b). The most widely used defoliants were
31 2,4-dichlorophenoxyacetic acids (2,4-D) and 2,4,5-trichlorophenoxyacetic acids (2,4,5-T)
32 (Stellman et al., 1988, 2003a, 2003b; IOM, 2002). The best-known mixture was known as Agent
33 Orange (AO), a 50:50 mixture of the aforementioned herbicides. Defoliants such as AO that
34 contained 2,4,5-T were contaminated with 2,3,7,8-tetrachlorodibenzo-*p*-dioxin (TCDD) at mean
35 levels estimated between 1.2 and 12.2 parts per million (ppm), whereas higher concentrations of
36 probably 100 ppm were reported to exist in other defoliants (Stellman et al., 2003a).
37 In the middle phase of the war, local Vietnamese newspapers reported an increase in congenital
38 malformations in sprayed areas, and the toxicological effects of the tactical herbicides on
39 newborn babies created a global sensation. Although numerous studies were performed between
40 the 1980s and 1990s to determine whether exposure to tactical herbicides in Vietnam may have
41 increased the risk of children being born with birth defects, the results were often inconsistent

42 (Ngo et al., 2006; Schechter, 2006; Tawara et al., 2008). More recently, Hatfield Consultants
43 (Hatfield) reported persistently high levels of TCDD in soil and biota from the Aluoi Valley in
44 central Vietnam, as well as in human tissue samples, including whole blood and breast milk.
45 Through a series of field validation studies, Hatfield highlighted the need for adequate measures
46 to properly assess the extent and impact of contamination around the so-called “hot spot.”
47 The “Hatfield hot spot theory” refers to the former locations defined as US military installations
48 where AO was spilled, applied by truck-mounted sprayers, and sprayed intensively during
49 Operation Ranch Hand (Dwernychuk et al., 2002). Well-known examples of such hot spots are
50 the locations of former bases of Operation Ranch Hand at Bien Hoa city in Dong Nai province
51 and Da Nang city (a municipality of Vietnam). The TCDD level at Bien Hoa has been reported to
52 be as high as 1.2 million parts per trillion (ppt) in soil, and reached 270 ppt in blood (Schechter et
53 al., 2001). On the other hand, soils in areas that were sprayed aerially would not be expected to
54 have the same quantities of residual AO as those in the hot spots, as a result of several years of
55 tropical rains, erosion, and the rate of degradation of the chemicals (Dwernychuk, 2005). In this
56 context, human exposure through food chain transfer of TCDD is expected to be highest in the
57 locations identified as hot spots where extremely high concentrations of TCDD have a continued
58 presence in the soil. For this reason, the pattern of TCDD contamination referred to in hot spots
59 seems to serve as a model of contamination throughout southern Vietnam (Dwernychuk et al.,
60 2002).

61 At least 2.1 million and possibly as many as 4.8 million Vietnamese would have been exposed to
62 AO and other defoliants (Stellman et al., 1988, 2003a, 2003b). This could be equivalent to as
63 much as one-fourth of the total population of the former Republic of Vietnam during the war.
64 In spite of such massive aerial applications throughout southern Vietnam, not much information
65 has been made available to date regarding the entire congener pattern derived from all 17 of the
66 2,3,7,8-substituted PCDD/DFs residues in the general population. Furthermore, in the current
67 situation where post-war third generation babies are being born in Vietnam 35 years after the end
68 of the war, it would be more significant to investigate whether a specific residual pattern of
69 PCDD/DF congeners in the general population in southern Vietnam can be observed, in
70 correlation with current TCDD levels in human tissues. From the viewpoint of public health,
71 southern Vietnam can provide a prime example of such an evaluation study, where a previously
72 uncharacterized time-dependent change of the residual pattern of PCDD/DF congeners in human
73 tissues can be interpreted.

74 Therefore, we focused on lactating Vietnamese mothers who were born after the war in an
75 aerially sprayed area and a non-sprayed area, and analyzed PCDD/DFs levels in breast milk
76 samples from each area. The congener pattern of the PCDD/DFs in each case was analyzed to
77 determine whether specificity in the congener pattern exists in breast milk samples obtained from
78 individuals residing in the sprayed area. As discussed in a related paper, PCDD/DF congeners in

79 breast milk should indicate the dioxin level in mother's fat stores before and during pregnancy
80 (Tawara et al., 2009).

81

82 **2. Materials and Methods**

83 *2.1. Study sample*

84 We focused our study on the Cam Chinh (CC) commune located in the Cam Lo district of Quang
85 Tri province and the Cam Phuc (CP) commune in the Cam Xuyen district of Ha Tinh province
86 (Fig.1). During the war, herbicides were sprayed over CC but not over CP. These 2 communes
87 had similar economic and social conditions, customs, ethnic groups, and health care systems.
88 In September 2002 and July 2003, breast milk samples (10–20 mL) were collected from lactating
89 primiparous and multiparous mothers aged 20–30 years from both communes. A total of 84
90 mothers in the CC commune and 72 mothers in the CP commune donated milk samples after
91 providing their consent to participate in the study. Consent was provided by signatures on a
92 Vietnamese document explaining the purpose of the study. To conduct this study, we obtained
93 permission from the Medical Ethics Review Board of Kanazawa Medical University. All samples
94 were frozen immediately after collection for transport to Japan. Samples donated from mothers
95 born after the war (< 31 years old) were used for this study. A total of 59 samples were obtained
96 from the CC commune and 66 samples from the CP commune. The average age of the lactating
97 mothers for parity is shown in Table 1.

98

99 2.2. *Measurement of PCDD/DFs in breast milk*

100 Fat in breast milk was extracted from 10 mL of each sample. After a series of purification
101 operations (Tawara et al., 2003), the final extract was concentrated by evaporation to 20 μ L.
102 Quantification was performed using a high resolution mass spectrometer (HRMS: JEOL
103 MStation-JMS700), operating in a selected ion monitoring (SIM) mode. A gas chromatograph
104 (GC: HP-6890 Hewlett-Packard, Palo Alto, CA) was equipped with an ENV-5MS column with
105 30 m \times 0.25 mm i.d. of 0.25 μ m film thickness (Kanto Chemical Co., Inc.). Regarding the
106 sensitivity of the HRMS, a detection limit of 0.02 pg/g lipid was achieved at a signal-to-noise
107 (S/N) ratio of 3. *Quality control and quality assurance protocols for this study were carefully*
108 *implemented in accordance with the regulations stipulated by the Japanese Industrial Standards*
109 *(JIS). Eligibilities for the analyses of dioxins were certified using the reference milk powder*
110 *(CRM 607) provided by the European Commission. From a 10-mL breast-milk sample, 75–90%*
111 *of the 13C-2,3,7,8-substitued PCDD/DF congeners was recovered; this result agreed favorably*
112 *with the recovery range specified by the JIS.* Concentration levels of dioxins were determined by
113 actual measurement values and presented as 2,3,7,8-TCDD toxic equivalents (TEQ) levels.
114 Calculation of TEQ based on World Health Organization (WHO) 1998 toxic equivalency factors
115 (TEFs) (Van den Berg et al., 1998).

116

117 *2.3. Analytical methods*

118 Data were statistically analyzed using the SPSS (ver. 11.0) software package for Windows (SPSS,
119 Chicago IL). Logarithmic transformation of the measured values of PCDD/DFs was performed to
120 improve normality. Differences in the levels of PCDD/DFs between milk samples from the CC
121 and CP communes were evaluated using the Mann-Whitney U and unpaired *t* test. A significance
122 level of $P < 0.05$ was used for all statistical tests.

123 We defined the congener pattern as “residue peculiarity in the body of all 17 of the
124 2,3,7,8-substituted congeners” designated by the level of each congener. To demonstrate this
125 measure objectively, we attempted to demonstrate a relative position of the level of each
126 congener with respect to the total concentration level of dioxins. To perform this analysis,
127 standardization of the concentration data for each congener was implemented by assuming that
128 the mean concentration of each congener (designated μ) in the CP commune has a value of 0. The
129 Z-score was calculated to indicate how the number of standard deviations was above or below the
130 mean (μ) with respect to each congener concentration of samples taken from the CC commune.

131 The following formula was used for Z-score calculations:

132

133
$$z = (x - \mu)/\sigma$$

134

135 where,

136 z is the Z-score, x is the value of the concentration of each individual congener in the CC
137 commune, μ is the mean concentration of each congener in the CP commune, and σ is the
138 standard deviation of each congener concentration in the CP commune.

139

140 **3. Results**

141 *3.1. Levels of PCDD/DFs in breast milk*

142 Differences in the congener levels between the CC and CP communes were compared using the
143 Man-Whitney test and Student t test. As the results were similar, only the results of the latter are
144 presented in Table 2. Generally, the levels of each PCDD/DF congener in the milk samples from
145 the CC commune were higher than in the milk samples from the CP commune. Tests of
146 differences in concentration levels of dioxins between the communes revealed that there is a
147 significant difference in the levels of all PCDD/DF congeners, with the exception of
148 2,3,7,8-tetrachlorodibenzofuran (TCDF). The TCDD level of 0.82 pg g^{-1} lipid was the lowest
149 level of PCDD congeners identified in samples from the CC commune, yet the TCDD level
150 found in the CC commune was significantly higher than that in the CP commune (0.54 pg g^{-1}
151 lipid). When the PCDD congeners were listed according to concentration levels, the order was
152 found to be very similar between the CC commune and CP commune samples. The most
153 abundant PCDD congener was commonly 1,2,3,4,6,7,8,9-octachlorodibenzo-*p*-dioxin (OCDD) at
154 a mean concentration level of 43.68 pg/g lipid for the CC commune samples and 5.35 pg g^{-1} lipid

155 for the CP commune samples. The next most abundant PCDD congener was
 156 1,2,3,4,6,7,8-heptachlorodibenzo-*p*-dioxin (HpCDD) at a mean concentration of 13.24 and 1.30
 157 pg/g lipid, for the samples taken from the CC and CP communes, respectively. The next most
 158 abundant PCDD congeners were 1,2,3,6,7,8-hexachlorodibenzo-*p*-dioxin (HxCDD) and
 159 1,2,3,7,8- pentachlorodibenzo-*p*-dioxin (PeCDD). These congeners were found in samples from
 160 the CC commune at concentrations of 6.11 pg g⁻¹ lipid and 2.28 pg g⁻¹ lipid, respectively. The
 161 latter 2 congeners were detected in samples obtained from the CP commune at concentrations of
 162 1.10 pg g⁻¹ lipid and 1.15 pg g⁻¹ lipid, respectively. These concentration levels are similar to that
 163 of HpCDD.

164 Unlike the PCDD congeners, specifically elevated concentrations of PCDF congeners were only
 165 found in the milk samples obtained from the CC commune. 1,2,3,4,7,8-hexachlorodibenzofuran
 166 (HxCDF) and 1,2,3,4,6,7,8-heptachlorodibenzofuran (HpCDF) were abundantly detected at mean
 167 concentration levels of 12.86 pg g⁻¹ lipid and 10.72 pg g⁻¹ lipid, respectively, followed by
 168 1,2,3,6,7,8-HxCDF at a mean concentration level of 7.52 pg g⁻¹ lipid, and
 169 2,3,4,7,8-pentadibenzofuran (PeCDF) at 4.37 pg g⁻¹ lipid. In contrast, PCDF congeners in breast
 170 milk samples obtained from the CP commune were not abundant, and the maximum level was
 171 2.73 pg g⁻¹ lipid for 2,3,4,7,8-PeCDF. The next most abundant PCDF congeners were
 172 1,2,3,4,7,8-HxCDF and 1,2,3,6,7,8-HxCDF. The mean concentration levels were similarly below
 173 2 pg g⁻¹ lipid.

174

175 *3.2. PCDD/DF congener patterns*

176 All individual data points of congener concentrations of samples obtained from the CC commune
177 were converted into Z-scores, and 95% confidence intervals were calculated for performing the
178 extent of the score range for each congener. Fig. 2 shows that the deviations from the CP mean
179 are different for the different congeners. The mean of the Z-scores for TCDD was 0.82 (95%
180 confidence interval, 0.52 to 1.12), which is below 1 standard deviation. Examples of congeners
181 with Z-scores below 1 include 1,2,3,7,8-PCDF (Z-score of 0.64, 95% confidence interval, 0.34 to
182 0.95) and 1,2,3,4,6,7,8,9-octachlorodibenzofuran (OCDF; Z-score of 0.98, 95% confidence
183 interval, 0.69 to 1.27). In contrast, the means of the Z-scores for 1,2,3,6,7,8-HxCDD, HpCDD,
184 OCDD, 1,2,3,6,7,8-HxCDF, 1,2,3,4,6,7,8-HpCDF, and 1,2,3,4,7,8,9-HpCDF were greater than 3
185 standard deviations. These Z-scores were 3.12 (95% confidence interval, 2.89 to 3.36) for
186 1,2,3,6,7,8-HxCDD, 4.13 (95% confidence interval, 3.91 to 4.35) for HpCDD, 4.16 (95%
187 confidence interval, 3.91 to 4.42) for OCDD, 3.13 (95% confidence interval, 2.87 to 3.40) for
188 1,2,3,6,7,8-HxCDF, 3.15 (95% confidence interval, 2.94 to 3.37) for 1,2,3,4,6,7,8-HpCDF, and
189 3.28 (95% confidence interval, 3.01 to 3.54) for 1,2,3,4,7,8,9-HpCDF. These results indicate that
190 concentration levels of the congeners are reflected in the extent of deviation.

191 A dendrogram representing hierarchical clustering was drawn by cluster analysis based on

192 Ward's method, to classify congeners in terms of the extent of deviation. The dendrogram was

rearranged without changing the position of each vertical line indicating joined clusters (Fig. 3). As shown in Fig. 3, the last vertical line, corresponding to the largest rescaled distance, was obtained for the high concentration group (Cluster A in Fig. 3) for the congeners with absolute values of the mean of the Z-scores with more than 2 standard deviations, and the low concentration group (Cluster B in Fig. 3) for the congeners with absolute values of the mean of the Z-scores under 2 standard deviations from more than 0. This result confirmed the success in determining the peculiarity of the congener pattern of PCDD/DFs in breast milk samples from the CC commune by cluster analysis based on the dioxin levels.

201

202 **4. Discussion**

203 *4.1. Characteristics of the congener pattern in breast milk samples obtained from sprayed areas*

Both the Mann-Whitney U test and Student *t* test for intergroup means indicated that the levels of PCDD/DFs in the herbicide-sprayed area were uniformly higher than those in the non-sprayed area except for TCDF. The deviation from the CP mean shown by the Z-scores on a per-congener basis, actually occurred variably with respect to individual congeners. This could lead the scenario that particular congeners show different increases and decreases in concentration levels with respect to the other congeners through specific exposure to PCDD/DFs in the CC commune. From this viewpoint, greater deviations of Z-scores may imply higher concentrations and more specificity of the congeners.

212 The cluster analysis classified the 9 types of higher (the hexa-, the hepta-, and the octa-)
 213 chlorinated PCDD/DFs as being grouped into Cluster A. Fig. 4 focuses on each constituent
 214 congener in the sub-clusters (Cluster 1–3 in Fig. 3) of Cluster A, which were obtained by cutting
 215 between the first and the second vertical line of the dendrogram, as shown by the dotted line in
 216 Fig. 3. It should be noted that these sub-clusters correspond to the magnitude of the deviation
 217 represented by the Z-scores. As indicated by Fig. 4, OCDD and HpCDD in cluster 1 have the
 218 greatest deviation, and both means of the Z-scores were greater than 4 standard deviations.
 219 Subsequently, cluster 2 which includes 5 congeners (1,2,3,6,7,8-HxCDD, 1,2,3,4,7,8-HxCDF,
 220 1,2,3,6,7,8-HxCDF, 1,2,3,4,6,7,8-HpCDF, and 1,2,3,4,7,8,9-HpCDF) has a mean deviation
 221 between 3 and 4 standard deviations. Cluster 3 including 1,2,3,4,7,8-HxCDD and
 222 1,2,3,7,8,9-HxCDD, has a mean deviation between 2 and 3 standard deviations. In this context,
 223 OCDD and HpCDD appear to be the most significant congeners. This may indicate that there are
 224 additional specific exposure sources in the CC commune.
 225 A similar residual pattern of PCDD/DF congeners determined was previously reported in an
 226 earlier study with placenta and breast milk of the residents of the 2 neighboring provinces of
 227 Quang Tri and Quang Binh. The congener patterns determined in breast milk samples from these
 228 2 provinces were similar and included specifically high levels of 7 congeners: OCDD, HpCDD,
 229 1,2,3,4,7,8-HxCDF, 1,2,3,4,6,7,8-HpCDF, 1,2,3,6,7,8-HxCDD, 1,2,3,6,7,8-HxCDD, and
 230 2,3,4,7,8- PCDF (Fenshin et al., 2008).

231 Schecter et al. (1991) reported measurements of PCDD/DF congeners in breast milk possibly
232 collected in 1980s from areas in Dong Nai province and Da Nang city in southern Vietnam, and
233 Hanoi, the capital of Vietnam. The concentration level of each congener in breast milk samples
234 from Dong Nai and Da Nang city, in addition to Hanoi as a control for PCDD/DFs levels in
235 breast milk in those days, is shown with respect to the CC commune in Table 3. It was found that
236 in addition to the elevated levels of TCDD, the levels of almost all of the congeners in breast
237 milk samples from Dong Nai and Da Nang were uniformly higher than the levels measured in
238 breast milk samples from Hanoi. Particularly, it is notable that the levels of 1,2,3,6,7,8-HxCDD,
239 HpCDD, 1,2,3,4,7,8-HxCDF, 1,2,3,6,7,8-HxCDF, 1,2,3,4,6,7,8-HpCDF, and
240 1,2,3,4,7,8,9-HpCDF in samples obtained from the CC commune are higher than the levels in the
241 samples obtained from Hanoi. This tendency, with the exception of 1,2,3,4,7,8,9-HpCDF, was
242 also identified between samples obtained from Don Nai and Hanoi, and similarly between
243 samples obtained from Da Nang city and Hanoi. In addition, noticeable differences in the levels
244 of OCDD were also detected between samples obtained from Don Nai and Hanoi, and between
245 samples obtained from Da Nang city and Hanoi during the same time. It follows from these
246 occurrences that the congener pattern characterized by higher chlorinated PCDD/DFs of the
247 hexa-, the hepta-, the octa-chlorinated PCDD/DFs, had been already identified in the 1980s as a
248 unique congener in areas that were sprayed with tactical herbicides.

249

250 4.2. *Present exposure sources of prevalent PCDD/DFs in sprayed areas*

251 A notable report by Feshin et al. (2008) indicated that TCDD was absent in the placenta and
252 breast milk of women from Quang Bin province, while a congener pattern was observed that was
253 similar to the pattern identified in samples obtained from Quang Tri. Quang Bin province is a
254 neighbor on the north of Quang Tri province, and was not subjected to battles or spraying of
255 tactical herbicides during the war. Accordingly, the increase and decrease in PCDD/DF
256 congeners other than TCDD seems to be distinguished as being different from the effects of
257 tactical herbicides.

258 The principal source of the PCDD/DFs appears to be due to the production of chlorinated phenols
259 (chlorophenols) (Hay, 1982). Methods for synthesizing chlorophenols varied, depending on the
260 product required. Dioxins have not been detected in every sample of chlorophenol, and this may
261 either be due to the method of synthesis of the phenol or to the number of chlorine atoms present
262 in the chlorophenol (Rappe and Garå, 1978).

263 Pentachlorophenol (PCP) presents a specific congener profile with elevated levels of OCDD,
264 1,2,3,4,6,7,8-HpCDD, and HpCDF (Firestone et al., 1972; Kotsas et al., 1998). This is the same
265 profile as one of the profiles determined by our cluster analysis. This congener profile for PCP
266 has been found in serum from sawmill workers and PCP production workers (Collins et al., 2007;
267 McLean et al., 2009). Additionally, such specificity was also found to be present in breast milk
268 samples obtained from residents in certain areas of central China, where substantial amounts of

269 PCP (sodium pentachlorophenol) salts had been sprayed since the 1960s for control of
270 snail-borne schistosomiasis (Schechter et al., 1994; Xiao et al., 2010). Based on these occurrences,
271 it can be considered that the congener profiles distinguish the specifically high levels of higher
272 chlorinated PCDD/DFs, appearing in human fluid and tissue samples as distinct fingerprints for
273 indicating exposure to PCP.

274 We have no definitive evidence at this point that PCP contamination has occurred in Vietnam. As
275 discussed above, however, the residual congener pattern that appears to be related to PCP was
276 previously identified in the 1980s in samples from AO hot spots in southern Vietnam. Even after
277 20 years, this pattern was determined in Quang Tri province by our study, and by Feshin et al.
278 (2008). Furthermore, Feshin et al. identified the same pattern in samples obtained from Quang
279 Binh province, a non-sprayed region adjoining Quang Tri, while this pattern was not identified in
280 samples obtained from Hanoi by Schechter et al. (1991), and from Ha Tinh province by our study.

281 It is inferred from this view that contamination with PCP remains an isolated incident, which has
282 existed for 20 years.

283 At this stage, the association of PCP contamination with tactical herbicides typified by AO
284 cannot be stated positively. Rappe et al. (1978) detected 2,4-di and 2,4,6-trichlorophenol
285 impurities in some AO samples by GC/MS analyses. Similar to PCP, these chlorophenols are
286 formulated by the direct chlorination of phenol; this completely differs from the formulation of
287 2,4,5-trichlorophenol by the hydrolysis of chlorobenzene under strong alkaline conditions (Rappe

288 and Garå, 1978). Generally, TCDD is formed during the formulation of 2,4,5-trichlorophenol in
289 2,4,5-T production; this caused the situation where TCDD was the major dioxin-like contaminant
290 in AO (Hay, 1982; Dweyer and Flesch-Janys, 1995; IOM, 2002; Dwernychuk et al., 2002;
291 Dwernychuk, 2005; Schechter et al., 2006b). On the other hand, the chlorophenols, including PCP,
292 produced by sequential direct chlorination were found to contain a wide variety of PCDD/DFs
293 (Firestone, 1972, Rappe and Garå, 1978b; Kontsas et al., 1998). In this context, it may be
294 expected that certain of tactical herbicides have a unique congener pattern when compared with
295 pure 2,4,5-T formulations.

296 Saito et al. (2010) examined the association of the levels of PCDD/DF congeners in breast milk
297 and dietary intake in the CC commune and in the CP commune, and reported that dioxin
298 exposure was less affected by usual dietary intake in the CC commune than the CP commune. It
299 was suggested by Saito et al. (2010) that the PCDD/DFs in breast milk from the CC commune
300 were maintained at constant levels after past exposure even 35 years after the end of the war.

301 Regarding the levels of PCDD/DFs in the CP commune, we should not overlook the fact that the
302 total TEQs determined from the samples obtained from the CP commune (4.04 pg g^{-1} lipid TEQ)
303 are nearly identical to the lowest value (3.34 pg g^{-1} lipid TEQ) that was recorded in Fiji in the
304 WHO-coordinated exposure study in 2000 (Malisch and van Leeuwen, 2003). Other reported
305 examples of these PCDD/DFs levels were 3.92 pg g^{-1} lipid TEQ and 3.94 pg g^{-1} lipid TEQ in
306 Brazil and Philippines, respectively, as reported by Malisch and van Leeuwen (2003). These

307 findings imply that the concentration of PCDD/DFs in the CP commune is not extremely low.

308 Hence, in relation to the observations of Saito et al. (2010), we consider that the levels and

309 congener pattern of PCDD/DFs in the samples obtained from the CP commune are the normal

310 concentrations of dioxins that the people of modern Vietnam are exposed to.

311 Quang Tri province was 1 of the 10 provinces that experienced the heaviest impact by Operation

312 Ranch Hand (Black, 1993). It is estimated that 47% of the total AO sprayed in Vietnam was

313 sprayed in Quang Tri over the course of 300 to 700 military spray missions. This amounts to a

314 total estimated volume of 171,000 liters (Black, 1993).

315 Thus, further examination is needed to identify the exposure sources of the prevailing PCDD/DFs

316 in southern Vietnam, while considering the time-dependent changes in the pattern of dioxin

317 residues in human tissues.

318

319 **5. Conclusion**

320 This study evaluated residual condition of dioxins related to tactical herbicides aerially sprayed

321 over the regions of southern Vietnam through Operation Ranch Hand, and determined specificity

322 in the PCDD/DF congener in breast milk samples obtained from individuals residing in an area

323 sprayed with tactical herbicides. The congener pattern is characterized by higher (the hexa-, the

324 hepta-, and the octa-) chlorinated dioxins, which appears to be the same profile as that presented

325 by PCP, rather than 2,4,5-T contaminated with 2,3,7,8-TCDD. At this stage there is no evidence

326 to support the association of PCP contamination with tactical herbicides typified by AO. A
327 GC/MS study in the 1970s detected from some AO samples the chlorophenol impurities,
328 formulated by the direct chlorination of phenol, like PCP. Given these occurrences, further
329 examination is needed to identify the exposure sources of the prevailing dioxins in southern
330 Vietnam.

331

332 **Acknowledgements**

333 We greatly acknowledge co-operation of many Vietnamese and Japanese. We are particularly
334 thankful for the assistance of DATUM Solution Business Operations, JEOL LTD, to measure
335 dioxins in a small volume of human tissue samples, especially, Mr Masashi Watanabe and all
336 other staff at Nagoya AI Group², and Mr Kenji Matsuura and Mr Noriyuki Yahata at Analytical
337 Instrument Service Division. Special gratitude also goes to Dr Ryumon Honda at Dept of Social
338 Environmental Medicine, Kanazawa Medical University, for his greatly valuable guidance and
339 comments in preparing this manuscript. Our gratitude also goes to Dr Wayne Dwernychuk,
340 retired former Senior Scientist with Hatfield Consultants for his editorial comments through
341 private communications. Finally, we are grateful for analytical assistance provided by Ms
342 Chiharu Nakano, a research assistant at Dept of Epidemiology and Public Health, Kanazawa
343 Medical University. This study was supported by grants from the Japan Society for the
344 Promotion of Science (Grant-in-Aid for Scientific Research, (A) No.19209021, (B) No.

14406011 and (B) No. 17406016), and the Yoshida Scholarship Foundation, Japan. This work
was also supported by grant for project research from High Technology Center of Kanazawa
Medical University (H2005-9).

348

349 **References**

- 350 Black, R.E., 1994. Herbicide distribution patterns in South Vietnam, in: Cau, H.D., Dai, L.C.,
351 Minh, D.Q., Thuy, L.B. (Eds), *Herbicides in War—the Long - term Effects on Man and Nature*.
352 2nd International Symposium, Ha Noi, Vietnam, 1993. Ha Noi: 10-80 Committee. Hanoi
353 Medical School, pp. 77-80.
- 354 Collins, J., Bodner, K.M., Wilken, M., Haidar, S., Burns, C.J., Budinsky, R.A., Martin, G.D.,
355 Carson, M.L., Rowlands, J.C., 2007. Serum concentrations of chlorinated dibenzo-*p*-dioxins and
356 dibenzofurans among former Michigan trichlorophenol and pentachlorophenol workers. *J. Exp.*
357 *Sci. Environ. Epidemiol.* 17, 541-548.
- 358 Dwernychuk, L.W., Cau, H.D., Hatfield, C.T., Boivin, T.G., Hung, T.M., Dung, P.T., Thai, N.D.,
359 2002. Dioxin reservoirs in southern Vietnam—A legacy of Agent Orange. *Chemosphere* 47,
360 117-137.
- 361 Dwernychuk, L.W., 2005. Dioxin hot spots in Vietnam. *Chemosphere* 60, 998-999.
- 362 Dwyer, J.H., Flesch-Janys, D., 1995. Editorial: Agent Orange in Vietnam. *Am. J. Pub. Health* 85,
363 476-478.

364 Feshin, D.B., Shelepchikov, A.A., Brodskii, E.S., Kalinkevich, G.A., Mir-Kadyrova, E. Ya.,
 365 Rumak, V.S., Pavlov, D.S., 2008. Current levels of PCDDs and PCDFs in the placenta and breast
 366 milk of the population of Vietnam. Doklady Biol. Sci. 423, 443-446.
 367 Firesotne, D., Ress, J., Brown, N.L., Barron, R.P., Damico, J.N., 1972. Determination of
 368 polychlorodibenzo-*p*-dioxins and related compounds in commercial chlorophenols. J. Ass. Anal.
 369 Chem. 55, 85-92.
 370 Hay, A., 1982. Chemistry and occurrence of dioxins. In: The Chemical Scythe. Plenum Press,
 371 New York, pp. 5-23.
 372 IOM (Institute of Medicine), 2002. Veterans and Agent Orange—health effects of herbicides
 373 used in Vietnam. National Academy Press, Washington, DC.
 374 Kontsas, H., Rosenberg, C., Tornaeus, J., Mutanen, P., Jäppinen, P., 1998. Exposure to workers
 375 to 2,3,7,8-Substituted polychlorinated dibenzo-*p*-dioxin (PCDD) and dibenzofuran (PCDF)
 376 compounds in sawmills previously using chlorophenol-containing antistain agents. Archi.
 377 Environ. Health 53, 99-108.
 378 Malisch, R., van Leeuwen, FX. R., 2003. Results of the WHO-coordinated exposure study on the
 379 levels of PCBs, PCDDs and PCDFs in human milk. Organohalogen Compounds 64, 140-143.
 380 McLean, D., Eng, A., Walls, C., Dryson, E., Harawira, J., Cheng, S., Wong, K.C., 'tMannetje, A.,
 381 Gray, M., Shoemack, P., Smith, A., Pearce, N., 2009. Serum dioxin levels in former New

382 Zealand sawmill workers twenty years after exposure to pentachlorophenol (PCP) ceased.
 383 Chemosphere 74, 962-967.

384 Ngo, A.D., Taylor, R., Roberts, C.L., Nguyen, T.V., 2006. Association between Agent Orange
 385 and birth defects: systematic review and meta-analysis. Int. J. Epidemiol. 35, 1220-30.

386 Rappe, C., Garå, A., 1978. Identification of dibenzofurans (PCDFs) in commercial chlorophenol
 387 formulations. Chemosphere 7, 981-991.

388 Rappe, C., Buser, H.R., Bosshardt, H-P., 1978. Identification and quantification of
 389 polychlorinated dibenzo-p-dioxins (PCDDs), and dibenzofurans (PCDFs) in 2,4,5-T-ester
 390 formulations and herbicide orange. Chemosphere 7, 431-438.

391 Saito, K., Nhu, D.D., Suzuki, H., Kido, T., Naganuma, R., Sakakibara, C., Tawara, K., Nishijo,
 392 M., Nakagawa, H., Kusama, K., Dung, P.T., Thom, L.H., Hung, N.N., 2010. Association
 393 between dioxin concentrations in breast milk and food group intake in Vietnam. Environ. Health
 394 Prev. Med. 15, 48-56.

395 Schecter, A., Fürst, P., Fürst, C., Pöpke, O., Ball, M., Dai, L.C., Quynh, H.T., Phoung, N.T.N.,
 396 Beim, A., Vlasov, B., Chongchet, V., Constable, J.D., Charles, K., 1991. Dioxins, dibenzofurans
 397 and selected chlorinated organic compounds in human milk and blood from Cambodia, Germany,
 398 Thailand, The USA, the USSR, and Vietnam. Chemosphere 23, 1903-1912.

399 Schecter, A., Jiang, K., Päpke, O., Fürst, P., Fürst, C., 1994. Comparison of dibenzodioxin in
 400 blood and milk in agricultural workers and others following pentachlorophenol exposure in
 401 China. *Chemosphere* 29, 2371-2380.

402 Schecter, A., Dai, L.C., Päpke, O., Prange, J., Constable, J.D., Matsuda, M., Thao, V.D., Piskac,
 403 A.L., 2001. Recent dioxin contamination from Agent Orange in residents of a southern Vietnam
 404 city. *J. Occup. Environ. Med.* 43, 435-443.

405 Schecter, A., 2006. Commentary: Agent Orange and birth defects in Vietnam. *Int. J. Epidemiol.*
 406 35, 1230-1232.

407 Stellman, S.D., Stellman, J.M., Sommer, J.F. Jr., 1988. Combat and herbicide exposure in
 408 Vietnam among a sample of American legionnaires. *Environ. Res.* 47, 112-128.

409 Stellman, J.M., Stellman, S.D., Weber, T., Tomasallo, C., Stellman, A.B., Christian, R. jr., 2003a.
 410 A geographic information system for characterizing exposure to Agent Orange and other
 411 herbicides in Vietnam. *Environ. Health Perspect.* 111, 321-328.

412 Stellman, J.M., Stellman, S.D., Christian, R., Weber, T., Tomasallo, C., 2003b. The extent and
 413 patterns of usage of Agent Orange and other herbicides in Vietnam. *Nature* 422, 681-687.

414 Tawara, K., Honda, R., Nishijo, M., Nakagawa, H., 2003. Pretreatment procedure of dioxin
 415 analysis for a small volume of human breast milk. *J. Kanazawa Med. Univ.* 28, 17-25 (in
 416 Japanese).

417 Tawara, K., Nishijo, M., Nakagawa, H., Kido, T., Naganuma, R., Suzuki, H., Hung, TM., Thom,
 418 L.T.H., Dung, P.T., Nhu, D.D., 2008. Association of having birth defect children with serum
 419 dioxin levels in Vietnam. In: Morita M (Ed.), Persistent organic pollutants (POPS) research in
 420 Asia. Tokyo, pp. 462-468.

421 Tawara, K., Nishijo, M., Honda, R., Maruzeni, S., Seto, T., Kido, T., Saito, S., Nakagawa, H.,
 422 2009. Effects of maternal dioxin exposure on newborn size at birth among Japanese mother -
 423 infant pairs. Environ. Health Prev. Med. 14, 88-95.

424 Van den Berg, M., Birnbaum, L., Bosveld, A.T., Brunström, B., Cook, P., Feeley, M., Giesy, J.P.,
 425 Hanberg, A., Hasegawa, R., Kennedy, S.W., Kubiak, T., Larsen, J.C., van Leeuwen, F.X., Liem,
 426 A.K., Nolt, C., Paterson, R.E., Poellinger, L., Safe, S., Schrenk, D., Tillitt, D., Tysklind, M.,
 427 Younes, M., Waern, F., Zacharewski, T., 1998. Toxic equivalency factors (TEF) for PCBs,
 428 PCDDs, PCDFs for humans and wildlife. Environ. Health Perspect. 106, 775-792.

429 Xiao, K., Zhao, X., Liu, Z., Zhang, B., Fang, L., Liu, W., Zheng, M., 2010. Polychlorinated
 430 dibenzo-*p*-dioxins and dibenzofurans in blood and breast milk samples from residents of a
 431 schistosomiasis area with Na-PCP application in China. Chemosphere 79, 740-744.

Highlights of the manuscript

This study evaluated residual condition of dioxins related to tactical herbicides aerially sprayed over the regions of southern Vietnam through Operation Ranch Hand.

Specificity in the PCDD/DF congener in milk samples obtained from individuals residing in a sprayed area was determined.

The specific congener pattern appears to be the same profile as that presented by PCP, rather than 2,4,5-T.

Certain tactical herbicides may have a unique congener pattern, when compared with pure 2,4,5-T formulations.

Abstract

This study evaluated residual congener patterns of dioxin/furan (= PCDD/DF) related to tactical herbicides aerially sprayed over the regions of southern Vietnam through Operation Ranch Hand. The study focused on Cam Chinh (CC) commune, Quang Tri province (an area sprayed with tactical herbicides), and the Cam Phuc (CP) commune, Ha Tinh province (a non-sprayed area). Breast milk samples for analysis were collected in September 2002 and July 2003 from lactating primiparous and multiparous mothers born after the war (< 31 years old). We found the levels of each congener in the CC commune were higher than in the CP commune, and determined specificity in the PCDD/DF congener pattern in CC commune samples by cluster analysis. The congener pattern is characterized by higher (the hexa-, the hepta-, and the octa-) chlorinated PCDD/DFs; this appears to be the same profile as that presented by pentachlorophenol (PCP), rather than 2,4,5-trichlorophenoxy acid (2,4,5-T) contaminated with 2,3,7,8-TCDD. A GC/MS study in the 1970s detected the chlorophenols 2,4-di and 2,4,6-trichlorophenol in some Agent Orange samples, which contained, like PCP, a wide variety of PCDD/DF congeners. In this context, it may be expected that certain tactical herbicides contaminated with various chlorophenol impurities, have a unique congener pattern when compared with pure 2,4,5-T formulations.

Key words: PCDD/DFs residual congener pattern breast milk Agent Orange Vietnam
pentachlorophenol

1 Residual congener pattern of dioxins in human breast milk in southern
2 Vietnam

3
4 Kenji Tawara^{a,b,1}, Muneko Nishijo^a, Shoko Maruzeni^a, Hideaki Nakagawa^a, Teruhiko Kido^{c,*}, Rie
5 Naganuma^c, Hiroyuki Suzuki^{c,2}, Dang Duc Nhu^{c,3}, Nguyen Ngoc Hung^d, Le Thi Hong Thom^d

6 ^a *Department of Epidemiology and Public Health, Kanazawa Medical University, 1-1 Daigaku,*
7 *Uchinada-machi, Ishikawa, Japan*

8 ^b *Department of Public Health, Hyogo College of Medicine, 1-1 Mukogawa-cho, Nishinomiya*
9 *city, Hyogo, Japan*

10 ^c *School of Health Sciences, College of Medical Pharmaceutical and Health Sciences, Kanazawa*
11 *University, 5-11-80 Kodatsuno, Kanazawa city, Ishikawa, Japan*

12 ^d *10-80 Division, Hanoi Medical University, 35 Nguyen Huy Tuong, Thanh Xuan, Hanoi,*
13 *Vietnam*

14 ^{*} Corresponding author. Tel. & fax.: +81 76 265 2565.

15 *E-mail address:* kido@mhs.mp.kanazawa-u.ac.jp (T. Kido).

16 ¹ Present address: Department of Environment Technology and Measurement, Hyogo
17 Environmental Advancement Association, 3-1-31 Yukihiro-cho, Suma-ku, Kobe city, Hyogo,
18 Japan.

- 19 ²Present address: Department of Nursing, College of Life and Health Sciences, Chubu University,
20 1200 Matsumoto-cho, Kasugai city, Aich, Japan.
- 21 ³Present address: 10-80 Division, Hanoi Medical University, 35 Nguyen Huy Tuong, Thanh
22 Xuan, Hanoi, Vietnam.

23 **1. Background**

24 Vietnam is thought to be the site of the world's largest and most significant dioxin contamination
25 event (dioxins include polychlorinated dibenzo-*p*-dioxin [PCDD] and polychlorinated
26 dibenzo-furan [PCDF]). From 1961 to 1971, tactical herbicides were sprayed over regions of the
27 former Republic Vietnam (southern Vietnam) through the activities of Operation Ranch Hand,
28 the US military code name for the spray mission during the Vietnam War. The objective of this
29 operation was to defoliate the jungle canopy and destroy crops to deny opposing forces strategic
30 cover and food (Stellman et al., 1988, 2003a, 2003b). The most widely used defoliants were
31 2,4-dichlorophenoxyacetic acids (2,4-D) and 2,4,5-trichlorophenoxyacetic acids (2,4,5-T)
32 (Stellman et al., 1988, 2003a, 2003b; IOM, 2002). The best-known mixture was known as Agent
33 Orange (AO), a 50:50 mixture of the aforementioned herbicides. Defoliants such as AO that
34 contained 2,4,5-T were contaminated with 2,3,7,8-tetrachlorodibenzo-*p*-dioxin (TCDD) at mean
35 levels estimated between 1.2 and 12.2 parts per million (ppm), whereas higher concentrations of
36 probably 100 ppm were reported to exist in other defoliants (Stellman et al., 2003a).

37 In the middle phase of the war, local Vietnamese newspapers reported an increase in congenital
38 malformations in sprayed areas, and the toxicological effects of the tactical herbicides on
39 newborn babies created a global sensation. Although numerous studies were performed between
40 the 1980s and 1990s to determine whether exposure to tactical herbicides in Vietnam may have
41 increased the risk of children being born with birth defects, the results were often inconsistent

42 (Ngo et al., 2006; Schechter, 2006; Tawara et al., 2008). More recently, Hatfield Consultants
43 (Hatfield) reported persistently high levels of TCDD in soil and biota from the Aluoi Valley in
44 central Vietnam, as well as in human tissue samples, including whole blood and breast milk.
45 Through a series of field validation studies, Hatfield highlighted the need for adequate measures
46 to properly assess the extent and impact of contamination around the so-called “hot spot.”
47 The “Hatfield hot spot theory” refers to the former locations defined as US military installations
48 where AO was spilled, applied by truck-mounted sprayers, and sprayed intensively during
49 Operation Ranch Hand (Dwernychuk et al., 2002). Well-known examples of such hot spots are
50 the locations of former bases of Operation Ranch Hand at Bien Hoa city in Dong Nai province
51 and Da Nang city (a municipality of Vietnam). The TCDD level at Bien Hoa has been reported to
52 be as high as 1.2 million parts per trillion (ppt) in soil, and reached 270 ppt in blood (Schechter et
53 al., 2001). On the other hand, soils in areas that were sprayed aurally would not be expected to
54 have the same quantities of residual AO as those in the hot spots, as a result of several years of
55 tropical rains, erosion, and the rate of degradation of the chemicals (Dwernychuk, 2005). In this
56 context, human exposure through food chain transfer of TCDD is expected to be highest in the
57 locations identified as hot spots where extremely high concentrations of TCDD have a continued
58 presence in the soil. For this reason, the pattern of TCDD contamination referred to in hot spots
59 seems to serve as a model of contamination throughout southern Vietnam (Dwernychuk et al.,
60 2002).

61 At least 2.1 million and possibly as many as 4.8 million Vietnamese would have been exposed to
62 AO and other defoliants (Stellman et al., 1988, 2003a, 2003b). This could be equivalent to as
63 much as one-fourth of the total population of the former Republic of Vietnam during the war.
64 In spite of such massive aerial applications throughout southern Vietnam, not much information
65 has been made available to date regarding the entire congener pattern derived from all 17 of the
66 2,3,7,8-substituted PCDD/DFs residues in the general population. Furthermore, in the current
67 situation where post-war third generation babies are being born in Vietnam 35 years after the end
68 of the war, it would be more significant to investigate whether a specific residual pattern of
69 PCDD/DF congeners in the general population in southern Vietnam can be observed, in
70 correlation with current TCDD levels in human tissues. From the viewpoint of public health,
71 southern Vietnam can provide a prime example of such an evaluation study, where a previously
72 uncharacterized time-dependent change of the residual pattern of PCDD/DF congeners in human
73 tissues can be interpreted.

74 Therefore, we focused on lactating Vietnamese mothers who were born after the war in an
75 aeri ally sprayed area and a non-sprayed area, and analyzed PCDD/DFs levels in breast milk
76 samples from each area. The congener pattern of the PCDD/DFs in each case was analyzed to
77 determine whether specificity in the conger pattern exists in breast milk samples obtained from
78 individuals residing in the sprayed area. As discussed in a related paper, PCDD/DF congeners in

79 breast milk should indicate the dioxin level in mother's fat stores before and during pregnancy
80 (Tawara et al., 2009).

81

82 **2. Materials and Methods**

83 *2.1. Study sample*

84 We focused our study on the Cam Chinh (CC) commune located in the Cam Lo district of Quang
85 Tri province and the Cam Phuc (CP) commune in the Cam Xuyen district of Ha Tinh province
86 (Fig.1). During the war, herbicides were sprayed over CC but not over CP. These 2 communes
87 had similar economic and social conditions, customs, ethnic groups, and health care systems.
88 In September 2002 and July 2003, breast milk samples (10–20 mL) were collected from lactating
89 primiparous and multiparous mothers aged 20–30 years from both communes. A total of 84
90 mothers in the CC commune and 72 mothers in the CP commune donated milk samples after
91 providing their consent to participate in the study. Consent was provided by signatures on a
92 Vietnamese document explaining the purpose of the study. To conduct this study, we obtained
93 permission from the Medical Ethics Review Board of Kanazawa Medical University. All samples
94 were frozen immediately after collection for transport to Japan. Samples donated from mothers
95 born after the war (< 31 years old) were used for this study. A total of 59 samples were obtained
96 from the CC commune and 66 samples from the CP commune. The average age of the lactating
97 mothers for parity is shown in Table 1.

98

99 2.2. *Measurement of PCDD/DFs in breast milk*

100 Fat in breast milk was extracted from 10 mL of each sample. After a series of purification
101 operations (Tawara et al., 2003), the final extract was concentrated by evaporation to 20 μ L.
102 Quantification was performed using a high resolution mass spectrometer (HRMS: JEOL
103 MStation-JMS700), operating in a selected ion monitoring (SIM) mode. A gas chromatograph
104 (GC: HP-6890 Hewlett-Packard, Palo Alto, CA) was equipped with an ENV-5MS column with
105 30 m \times 0.25 mm i.d. of 0.25 μ m film thickness (Kanto Chemical Co., Inc.). Regarding the
106 sensitivity of the HRMS, a detection limit of 0.02 pg/g lipid was achieved at a signal-to-noise
107 (S/N) ratio of 3. Quality control and quality assurance protocols for this study were carefully
108 implemented in accordance with the regulations stipulated by the Japanese Industrial Standards
109 (JIS). Eligibilities for the analyses of dioxins were certified using the reference milk powder
110 (CRM 607) provided by the European Commission. From a 10-mL breast-milk sample, 75–90%
111 of the 13C-2,3,7,8-substitued PCDD/DF congeners was recovered; this result agreed favorably
112 with the recovery range specified by the JIS. Concentration levels of dioxins were determined by
113 actual measurement values and presented as 2,3,7,8-TCDD toxic equivalents (TEQ) levels.
114 Calculation of TEQ based on World Health Organization (WHO) 1998 toxic equivalency factors
115 (TEFs) (Van den Berg et al., 1998).

116

117 *2.3. Analytical methods*

118 Data were statistically analyzed using the SPSS (ver. 11.0) software package for Windows (SPSS,
119 Chicago IL). Logarithmic transformation of the measured values of PCDD/DFs was performed to
120 improve normality. Differences in the levels of PCDD/DFs between milk samples from the CC
121 and CP communes were evaluated using the Mann-Whitney U and unpaired *t* test. A significance
122 level of $P < 0.05$ was used for all statistical tests.

123 We defined the congener pattern as “residue peculiarity in the body of all 17 of the
124 2,3,7,8-substituted congeners” designated by the level of each congener. To demonstrate this
125 measure objectively, we attempted to demonstrate a relative position of the level of each
126 congener with respect to the total concentration level of dioxins. To perform this analysis,
127 standardization of the concentration data for each congener was implemented by assuming that
128 the mean concentration of each congener (designated μ) in the CP commune has a value of 0. The
129 Z-score was calculated to indicate how the number of standard deviations was above or below the
130 mean (μ) with respect to each congener concentration of samples taken from the CC commune.

131 The following formula was used for Z-score calculations:

132

133
$$z = (x - \mu) / \sigma$$

134

135 where,

136 z is the Z-score, x is the value of the concentration of each individual congener in the CC
137 commune, μ is the mean concentration of each congener in the CP commune, and σ is the
138 standard deviation of each congener concentration in the CP commune.

139

140 **3. Results**

141 *3.1. Levels of PCDD/DFs in breast milk*

142 Differences in the congener levels between the CC and CP communes were compared using the
143 Man-Whitney test and Student t test. As the results were similar, only the results of the latter are
144 presented in Table 2. Generally, the levels of each PCDD/DF congener in the milk samples from
145 the CC commune were higher than in the milk samples from the CP commune. Tests of
146 differences in concentration levels of dioxins between the communes revealed that there is a
147 significant difference in the levels of all PCDD/DF congeners, with the exception of
148 2,3,7,8-tetrachlorodibenzofuran (TCDF). The TCDD level of 0.82 pg g^{-1} lipid was the lowest
149 level of PCDD congeners identified in samples from the CC commune, yet the TCDD level
150 found in the CC commune was significantly higher than that in the CP commune (0.54 pg g^{-1}
151 lipid). When the PCDD congeners were listed according to concentration levels, the order was
152 found to be very similar between the CC commune and CP commune samples. The most
153 abundant PCDD congener was commonly 1,2,3,4,6,7,8,9-octachlorodibenzo-*p*-dioxin (OCDD) at
154 a mean concentration level of 43.68 pg/g lipid for the CC commune samples and 5.35 pg g^{-1} lipid

155 for the CP commune samples. The next most abundant PCDD congener was
 156 1,2,3,4,6,7,8-heptachlorodibenzo-*p*-dioxin (HpCDD) at a mean concentration of 13.24 and 1.30
 157 pg/g lipid, for the samples taken from the CC and CP communes, respectively. The next most
 158 abundant PCDD congeners were 1,2,3,6,7,8-hexachlorodibenzo-*p*-dioxin (HxCDD) and
 159 1,2,3,7,8- pentachlorodibenzo-*p*-dioxin (PeCDD). These congeners were found in samples from
 160 the CC commune at concentrations of 6.11 pg g⁻¹ lipid and 2.28 pg g⁻¹ lipid, respectively. The
 161 latter 2 congeners were detected in samples obtained from the CP commune at concentrations of
 162 1.10 pg g⁻¹ lipid and 1.15 pg g⁻¹ lipid, respectively. These concentration levels are similar to that
 163 of HpCDD.

164 Unlike the PCDD congeners, specifically elevated concentrations of PCDF congeners were only
 165 found in the milk samples obtained from the CC commune. 1,2,3,4,7,8-hexachlorodibenzofuran
 166 (HxCDF) and 1,2,3,4,6,7,8-heptachlorodibenzofuran (HpCDF) were abundantly detected at mean
 167 concentration levels of 12.86 pg g⁻¹ lipid and 10.72 pg g⁻¹ lipid, respectively, followed by
 168 1,2,3,6,7,8-HxCDF at a mean concentration level of 7.52 pg g⁻¹ lipid, and
 169 2,3,4,7,8-pentadibenzofuran (PeCDF) at 4.37 pg g⁻¹ lipid. In contrast, PCDF congeners in breast
 170 milk samples obtained from the CP commune were not abundant, and the maximum level was
 171 2.73 pg g⁻¹ lipid for 2,3,4,7,8-PeCDF. The next most abundant PCDF congeners were
 172 1,2,3,4,7,8-HxCDF and 1,2,3,6,7,8-HxCDF. The mean concentration levels were similarly below
 173 2 pg g⁻¹ lipid.

174

175 *3.2. PCDD/DF congener patterns*

176 All individual data points of congener concentrations of samples obtained from the CC commune
177 were converted into Z-scores, and 95% confidence intervals were calculated for performing the
178 extent of the score range for each congener. Fig. 2 shows that the deviations from the CP mean
179 are different for the different congeners. The mean of the Z-scores for TCDD was 0.82 (95%
180 confidence interval, 0.52 to 1.12), which is below 1 standard deviation. Examples of congeners
181 with Z-scores below 1 include 1,2,3,7,8-PCDF (Z-score of 0.64, 95% confidence interval, 0.34 to
182 0.95) and 1,2,3,4,6,7,8,9-octachlorodibenzofuran (OCDF; Z-score of 0.98, 95% confidence
183 interval, 0.69 to 1.27). In contrast, the means of the Z-scores for 1,2,3,6,7,8-HxCDD, HpCDD,
184 OCDD, 1,2,3,6,7,8-HxCDF, 1,2,3,4,6,7,8-HpCDF, and 1,2,3,4,7,8,9-HpCDF were greater than 3
185 standard deviations. These Z-scores were 3.12 (95% confidence interval, 2.89 to 3.36) for
186 1,2,3,6,7,8-HxCDD, 4.13 (95% confidence interval, 3.91 to 4.35) for HpCDD, 4.16 (95%
187 confidence interval, 3.91 to 4.42) for OCDD, 3.13 (95% confidence interval, 2.87 to 3.40) for
188 1,2,3,6,7,8-HxCDF, 3.15 (95% confidence interval, 2.94 to 3.37) for 1,2,3,4,6,7,8-HpCDF, and
189 3.28 (95% confidence interval, 3.01 to 3.54) for 1,2,3,4,7,8,9-HpCDF. These results indicate that
190 concentration levels of the congeners are reflected in the extent of deviation.

191 A dendrogram representing hierarchical clustering was drawn by cluster analysis based on

192 Ward's method, to classify congeners in terms of the extent of deviation. The dendrogram was

rearranged without changing the position of each vertical line indicating joined clusters (Fig. 3). As shown in Fig. 3, the last vertical line, corresponding to the largest rescaled distance, was obtained for the high concentration group (Cluster A in Fig. 3) for the congeners with absolute values of the mean of the Z-scores with more than 2 standard deviations, and the low concentration group (Cluster B in Fig. 3) for the congeners with absolute values of the mean of the Z-scores under 2 standard deviations from more than 0. This result confirmed the success in determining the peculiarity of the congener pattern of PCDD/DFs in breast milk samples from the CC commune by cluster analysis based on the dioxin levels.

201

202 **4. Discussion**

203 *4.1. Characteristics of the congener pattern in breast milk samples obtained from sprayed areas*

Both the Mann-Whitney U test and Student *t* test for intergroup means indicated that the levels of PCDD/DFs in the herbicide-sprayed area were uniformly higher than those in the non-sprayed area except for TCDF. The deviation from the CP mean shown by the Z-scores on a per-congener basis, actually occurred variably with respect to individual congeners. This could lead the scenario that particular congeners show different increases and decreases in concentration levels with respect to the other congeners through specific exposure to PCDD/DFs in the CC commune. From this viewpoint, greater deviations of Z-scores may imply higher concentrations and more specificity of the congeners.

212 The cluster analysis classified the 9 types of higher (the hexa-, the hepta-, and the octa-)
 213 chlorinated PCDD/DFs as being grouped into Cluster A. Fig. 4 focuses on each constituent
 214 congener in the sub-clusters (Cluster 1–3 in Fig. 3) of Cluster A, which were obtained by cutting
 215 between the first and the second vertical line of the dendrogram, as shown by the dotted line in
 216 Fig. 3. It should be noted that these sub-clusters correspond to the magnitude of the deviation
 217 represented by the Z-scores. As indicated by Fig. 4, OCDD and HpCDD in cluster 1 have the
 218 greatest deviation, and both means of the Z-scores were greater than 4 standard deviations.
 219 Subsequently, cluster 2 which includes 5 congeners (1,2,3,6,7,8-HxCDD, 1,2,3,4,7,8-HxCDF,
 220 1,2,3,6,7,8-HxCDF, 1,2,3,4,6,7,8-HpCDF, and 1,2,3,4,7,8,9-HpCDF) has a mean deviation
 221 between 3 and 4 standard deviations. Cluster 3 including 1,2,3,4,7,8-HxCDD and
 222 1,2,3,7,8,9-HxCDD, has a mean deviation between 2 and 3 standard deviations. In this context,
 223 OCDD and HpCDD appear to be the most significant congeners. This may indicate that there are
 224 additional specific exposure sources in the CC commune.
 225 A similar residual pattern of PCDD/DF congeners determined was previously reported in an
 226 earlier study with placenta and breast milk of the residents of the 2 neighboring provinces of
 227 Quang Tri and Quang Binh. The congener patterns determined in breast milk samples from these
 228 2 provinces were similar and included specifically high levels of 7 congeners: OCDD, HpCDD,
 229 1,2,3,4,7,8-HxCDF, 1,2,3,4,6,7,8-HpCDF, 1,2,3,6,7,8-HxCDD, 1,2,3,6,7,8-HxCDD, and
 230 2,3,4,7,8- PCDF (Fenshin et al., 2008).

231 Schecter et al. (1991) reported measurements of PCDD/DF congeners in breast milk possibly
232 collected in 1980s from areas in Dong Nai province and Da Nang city in southern Vietnam, and
233 Hanoi, the capital of Vietnam. The concentration level of each congener in breast milk samples
234 from Dong Nai and Da Nang city, in addition to Hanoi as a control for PCDD/DFs levels in
235 breast milk in those days, is shown with respect to the CC commune in Table 3. It was found that
236 in addition to the elevated levels of TCDD, the levels of almost all of the congeners in breast
237 milk samples from Dong Nai and Da Nang were uniformly higher than the levels measured in
238 breast milk samples from Hanoi. Particularly, it is notable that the levels of 1,2,3,6,7,8-HxCDD,
239 HpCDD, 1,2,3,4,7,8-HxCDF, 1,2,3,6,7,8-HxCDF, 1,2,3,4,6,7,8-HpCDF, and
240 1,2,3,4,7,8,9-HpCDF in samples obtained from the CC commune are higher than the levels in the
241 samples obtained from Hanoi. This tendency, with the exception of 1,2,3,4,7,8,9-HpCDF, was
242 also identified between samples obtained from Don Nai and Hanoi, and similarly between
243 samples obtained from Da Nang city and Hanoi. In addition, noticeable differences in the levels
244 of OCDD were also detected between samples obtained from Don Nai and Hanoi, and between
245 samples obtained from Da Nang city and Hanoi during the same time. It follows from these
246 occurrences that the congener pattern characterized by higher chlorinated PCDD/DFs of the
247 hexa-, the hepta-, the octa-chlorinated PCDD/DFs, had been already identified in the 1980s as a
248 unique congener in areas that were sprayed with tactical herbicides.

249

250 *4.2. Present exposure sources of prevalent PCDD/DFs in sprayed areas*

251 A notable report by Feshin et al. (2008) indicated that TCDD was absent in the placenta and
252 breast milk of women from Quang Bin province, while a congener pattern was observed that was
253 similar to the pattern identified in samples obtained from Quang Tri. Quang Bin province is a
254 neighbor on the north of Quang Tri province, and was not subjected to battles or spraying of
255 tactical herbicides during the war. Accordingly, the increase and decrease in PCDD/DF
256 congeners other than TCDD seems to be distinguished as being different from the effects of
257 tactical herbicides.

258 The principal source of the PCDD/DFs appears to be due to the production of chlorinated phenols
259 (chlorophenols) (Hay, 1982). Methods for synthesizing chlorophenols varied, depending on the
260 product required. Dioxins have not been detected in every sample of chlorophenol, and this may
261 either be due to the method of synthesis of the phenol or to the number of chlorine atoms present
262 in the chlorophenol (Rappe and Garå, 1978).

263 Pentachlorophenol (PCP) presents a specific congener profile with elevated levels of OCDD,
264 1,2,3,4,6,7,8-HpCDD, and HpCDF (Firestone et al., 1972; Kotsas et al., 1998). This is the same
265 profile as one of the profiles determined by our cluster analysis. This congener profile for PCP
266 has been found in serum from sawmill workers and PCP production workers (Collins et al., 2007;
267 McLean et al., 2009). Additionally, such specificity was also found to be present in breast milk
268 samples obtained from residents in certain areas of central China, where substantial amounts of

269 PCP (sodium pentachlorophenol) salts had been sprayed since the 1960s for control of
270 snail-borne schistosomiasis (Schechter et al., 1994; Xiao et al., 2010). Based on these occurrences,
271 it can be considered that the congener profiles distinguish the specifically high levels of higher
272 chlorinated PCDD/DFs, appearing in human fluid and tissue samples as distinct fingerprints for
273 indicating exposure to PCP.

274 We have no definitive evidence at this point that PCP contamination has occurred in Vietnam. As
275 discussed above, however, the residual congener pattern that appears to be related to PCP was
276 previously identified in the 1980s in samples from AO hot spots in southern Vietnam. Even after
277 20 years, this pattern was determined in Quang Tri province by our study, and by Feshin et al.
278 (2008). Furthermore, Feshin et al. identified the same pattern in samples obtained from Quang
279 Binh province, a non-sprayed region adjoining Quang Tri, while this pattern was not identified in
280 samples obtained from Hanoi by Schechter et al. (1991), and from Ha Tinh province by our study.

281 It is inferred from this view that contamination with PCP remains an isolated incident, which has
282 existed for 20 years.

283 At this stage, the association of PCP contamination with tactical herbicides typified by AO
284 cannot be stated positively. Rappe et al. (1978) detected 2,4-di and 2,4,6-trichlorophenol
285 impurities in some AO samples by GC/MS analyses. Similar to PCP, these chlorophenols are
286 formulated by the direct chlorination of phenol; this completely differs from the formulation of
287 2,4,5-trichlorophenol by the hydrolysis of chlorobenzene under strong alkaline conditions (Rappe

288 and Garå, 1978). Generally, TCDD is formed during the formulation of 2,4,5-trichlorophenol in
289 2,4,5-T production; this caused the situation where TCDD was the major dioxin-like contaminant
290 in AO (Hay, 1982; Dweyer and Flesch-Janys, 1995; IOM, 2002; Dwernychuk et al., 2002;
291 Dwernychuk, 2005; Schechter et al., 2006b). On the other hand, the chlorophenols, including PCP,
292 produced by sequential direct chlorination were found to contain a wide variety of PCDD/DFs
293 (Firestone, 1972, Rappe and Garå, 1978b; Kotsas et al., 1998). In this context, it may be
294 expected that certain of tactical herbicides have a unique congener pattern when compared with
295 pure 2,4,5-T formulations.

296 Saito et al. (2010) examined the association of the levels of PCDD/DF congeners in breast milk
297 and dietary intake in the CC commune and in the CP commune, and reported that dioxin
298 exposure was less affected by usual dietary intake in the CC commune than the CP commune. It
299 was suggested by Saito et al. (2010) that the PCDD/DFs in breast milk from the CC commune
300 were maintained at constant levels after past exposure even 35 years after the end of the war.

301 Regarding the levels of PCDD/DFs in the CP commune, we should not overlook the fact that the
302 total TEQs determined from the samples obtained from the CP commune ($4.04 \text{ pg g}^{-1} \text{ lipid TEQ}$)
303 are nearly identical to the lowest value ($3.34 \text{ pg g}^{-1} \text{ lipid TEQ}$) that was recorded in Fiji in the
304 WHO-coordinated exposure study in 2000 (Malisch and van Leeuwen, 2003). Other reported
305 examples of these PCDD/DFs levels were $3.92 \text{ pg g}^{-1} \text{ lipid TEQ}$ and $3.94 \text{ pg g}^{-1} \text{ lipid TEQ}$ in
306 Brazil and Philippines, respectively, as reported by Malisch and van Leeuwen (2003). These

findings imply that the concentration of PCDD/DFs in the CP commune is not extremely low. Hence, in relation to the observations of Saito et al. (2010), we consider that the levels and congener pattern of PCDD/DFs in the samples obtained from the CP commune are the normal concentrations of dioxins that the people of modern Vietnam are exposed to. Quang Tri province was 1 of the 10 provinces that experienced the heaviest impact by Operation Ranch Hand (Black, 1993). It is estimated that 47% of the total AO sprayed in Vietnam was sprayed in Quang Tri over the course of 300 to 700 military spray missions. This amounts to a total estimated volume of 171,000 liters (Black, 1993). Thus, further examination is needed to identify the exposure sources of the prevailing PCDD/DFs in southern Vietnam, while considering the time-dependent changes in the pattern of dioxin residues in human tissues.

318

319 **5. Conclusion**

This study evaluated residual condition of dioxins related to tactical herbicides aerially sprayed over the regions of southern Vietnam through Operation Ranch Hand, and determined specificity in the PCDD/DF congener in breast milk samples obtained from individuals residing in an area sprayed with tactical herbicides. The congener pattern is characterized by higher (the hexa-, the hepta-, and the octa-) chlorinated dioxins, which appears to be the same profile as that presented by PCP, rather than 2,4,5-T contaminated with 2,3,7,8-TCDD. At this stage there is no evidence

326 to support the association of PCP contamination with tactical herbicides typified by AO. A
327 GC/MS study in the 1970s detected from some AO samples the chlorophenol impurities,
328 formulated by the direct chlorination of phenol, like PCP. Given these occurrences, further
329 examination is needed to identify the exposure sources of the prevailing dioxins in southern
330 Vietnam.

331

332 **Acknowledgements**

333 We greatly acknowledge co-operation of many Vietnamese and Japanese. We are particularly
334 thankful for the assistance of DATUM Solution Business Operations, JEOL LTD, to measure
335 dioxins in a small volume of human tissue samples, especially, Mr Masashi Watanabe and all
336 other staff at Nagoya AI Group², and Mr Kenji Matsuura and Mr Noriyuki Yahata at Analytical
337 Instrument Service Division. Special gratitude also goes to Dr Ryumon Honda at Dept of Social
338 Environmental Medicine, Kanazawa Medical University, for his greatly valuable guidance and
339 comments in preparing this manuscript. Our gratitude also goes to Dr Wayne Dwernychuk,
340 retired former Senior Scientist with Hatfield Consultants for his editorial comments through
341 private communications. Finally, we are grateful for analytical assistance provided by Ms
342 Chiharu Nakano, a research assistant at Dept of Epidemiology and Public Health, Kanazawa
343 Medical University. This study was supported by grants from the Japan Society for the
344 Promotion of Science (Grant-in-Aid for Scientific Research, (A) No.19209021, (B) No.

14406011 and (B) No. 17406016), and the Yoshida Scholarship Foundation, Japan. This work
was also supported by grant for project research from High Technology Center of Kanazawa
Medical University (H2005-9).

348

349 **References**

- 350 Black, R.E., 1994. Herbicide distribution patterns in South Vietnam, in: Cau, H.D., Dai, L.C.,
351 Minh, D.Q., Thuy, L.B. (Eds), *Herbicides in War—the Long - term Effects on Man and Nature*.
352 2nd International Symposium, Ha Noi, Vietnam, 1993. Ha Noi: 10-80 Committee. Hanoi
353 Medical School, pp. 77-80.
- 354 Collins, J., Bodner, K.M., Wilken, M., Haidar, S., Burns, C.J., Budinsky, R.A., Martin, G.D.,
355 Carson, M.L., Rowlands, J.C., 2007. Serum concentrations of chlorinated dibenzo-*p*-dioxins and
356 dibenzofurans among former Michigan trichlorophenol and pentachlorophenol workers. *J. Exp.*
357 *Sci. Environ. Epidemiol.* 17, 541-548.
- 358 Dwernychuk, L.W., Cau, H.D., Hatfield, C.T., Boivin, T.G., Hung, T.M., Dung, P.T., Thai, N.D.,
359 2002. Dioxin reservoirs in southern Vietnam—A legacy of Agent Orange. *Chemosphere* 47,
360 117-137.
- 361 Dwernychuk, L.W., 2005. Dioxin hot spots in Vietnam. *Chemosphere* 60, 998-999.
- 362 Dwyer, J.H., Flesch-Janys, D., 1995. Editorial: Agent Orange in Vietnam. *Am. J. Pub. Health* 85,
363 476-478.

364 Feshin, D.B., Shelepchikov, A.A., Brodskii, E.S., Kalinkevich, G.A., Mir-Kadyrova, E. Ya.,
 365 Rumak, V.S., Pavlov, D.S., 2008. Current levels of PCDDs and PCDFs in the placenta and breast
 366 milk of the population of Vietnam. Doklady Biol. Sci. 423, 443-446.
 367 Firesotne, D., Ress, J., Brown, N.L., Barron, R.P., Damico, J.N., 1972. Determination of
 368 polychlorodibenzo-*p*-dioxins and related compounds in commercial chlorophenols. J. Ass. Anal.
 369 Chem. 55, 85-92.
 370 Hay, A., 1982. Chemistry and occurrence of dioxins. In: The Chemical Scythe. Plenum Press,
 371 New York, pp. 5-23.
 372 IOM (Institute of Medicine), 2002. Veterans and Agent Orange—health effects of herbicides
 373 used in Vietnam. National Academy Press, Washington, DC.
 374 Kontsas, H., Rosenberg, C., Tornaeus, J., Mutanen, P., Jäppinen, P., 1998. Exposure to workers
 375 to 2,3,7,8-Substituted polychlorinated dibenzo-*p*-dioxin (PCDD) and dibenzofuran (PCDF)
 376 compounds in sawmills previously using chlorophenol-containing antistain agents. Archi.
 377 Environ. Health 53, 99-108.
 378 Malisch, R., van Leeuwen, FX. R., 2003. Results of the WHO-coordinated exposure study on the
 379 levels of PCBs, PCDDs and PCDFs in human milk. Organohalogen Compounds 64, 140-143.
 380 McLean, D., Eng, A., Walls, C., Dryson, E., Harawira, J., Cheng, S., Wong, K.C., 'tMannetje, A.,
 381 Gray, M., Shoemack, P., Smith, A., Pearce, N., 2009. Serum dioxin levels in former New

382 Zealand sawmill workers twenty years after exposure to pentachlorophenol (PCP) ceased.
 383 Chemosphere 74, 962-967.

384 Ngo, A.D., Taylor, R., Roberts, C.L., Nguyen, T.V., 2006. Association between Agent Orange
 385 and birth defects: systematic review and meta-analysis. Int. J. Epidemiol. 35, 1220-30.

386 Rappe, C., Garå, A., 1978. Identification of dibenzofurans (PCDFs) in commercial chlorophenol
 387 formulations. Chemosphere 7, 981-991.

388 Rappe, C., Buser, H.R., Bosshardt, H-P., 1978. Identification and quantification of
 389 polychlorinated dibenzo-p-dioxins (PCDDs), and dibenzofurans (PCDFs) in 2,4,5-T-ester
 390 formulations and herbicide orange. Chemosphere 7, 431-438.

391 Saito, K., Nhu, D.D., Suzuki, H., Kido, T., Naganuma, R., Sakakibara, C., Tawara, K., Nishijo,
 392 M., Nakagawa, H., Kusama, K., Dung, P.T., Thom, L.H., Hung, N.N., 2010. Association
 393 between dioxin concentrations in breast milk and food group intake in Vietnam. Environ. Health
 394 Prev. Med. 15, 48-56.

395 Schecter, A., Fürst, P., Fürst, C., Pöpke, O., Ball, M., Dai, L.C., Quynh, H.T., Phoung, N.T.N.,
 396 Beim, A., Vlasov, B., Chongchet, V., Constable, J.D., Charles, K., 1991. Dioxins, dibenzofurans
 397 and selected chlorinated organic compounds in human milk and blood from Cambodia, Germany,
 398 Thailand, The USA, the USSR, and Vietnam. Chemosphere 23, 1903-1912.

399 Schecter, A., Jiang, K., Päpke, O., Fürst, P., Fürst, C., 1994. Comparison of dibenzodioxin in
 400 blood and milk in agricultural workers and others following pentachlorophenol exposure in
 401 China. *Chemosphere* 29, 2371-2380.

402 Schecter, A., Dai, L.C., Päpke, O., Prange, J., Constable, J.D., Matsuda, M., Thao, V.D., Piskac,
 403 A.L., 2001. Recent dioxin contamination from Agent Orange in residents of a southern Vietnam
 404 city. *J. Occup. Environ. Med.* 43, 435-443.

405 Schecter, A., 2006. Commentary: Agent Orange and birth defects in Vietnam. *Int. J. Epidemiol.*
 406 35, 1230-1232.

407 Stellman, S.D., Stellman, J.M., Sommer, J.F. Jr., 1988. Combat and herbicide exposure in
 408 Vietnam among a sample of American legionnaires. *Environ. Res.* 47, 112-128.

409 Stellman, J.M., Stellman, S.D., Weber, T., Tomasallo, C., Stellman, A.B., Christian, R. jr., 2003a.
 410 A geographic information system for characterizing exposure to Agent Orange and other
 411 herbicides in Vietnam. *Environ. Health Perspect.* 111, 321-328.

412 Stellman, J.M., Stellman, S.D., Christian, R., Weber, T., Tomasallo, C., 2003b. The extent and
 413 patterns of usage of Agent Orange and other herbicides in Vietnam. *Nature* 422, 681-687.

414 Tawara, K., Honda, R., Nishijo, M., Nakagawa, H., 2003. Pretreatment procedure of dioxin
 415 analysis for a small volume of human breast milk. *J. Kanazawa Med. Univ.* 28, 17-25 (in
 416 Japanese).

417 Tawara, K., Nishijo, M., Nakagawa, H., Kido, T., Naganuma, R., Suzuki, H., Hung, TM., Thom,
 418 L.T.H., Dung, P.T., Nhu, D.D., 2008. Association of having birth defect children with serum
 419 dioxin levels in Vietnam. In: Morita M (Ed.), Persistent organic pollutants (POPS) research in
 420 Asia. Tokyo, pp. 462-468.

421 Tawara, K., Nishijo, M., Honda, R., Maruzeni, S., Seto, T., Kido, T., Saito, S., Nakagawa, H.,
 422 2009. Effects of maternal dioxin exposure on newborn size at birth among Japanese mother -
 423 infant pairs. Environ. Health Prev. Med. 14, 88-95.

424 Van den Berg, M., Birnbaum, L., Bosveld, A.T., Brunström, B., Cook, P., Feeley, M., Giesy, J.P.,
 425 Hanberg, A., Hasegawa, R., Kennedy, S.W., Kubiak, T., Larsen, J.C., van Leeuwen, F.X., Liem,
 426 A.K., Nolt, C., Paterson, R.E., Poellinger, L., Safe, S., Schrenk, D., Tillitt, D., Tysklind, M.,
 427 Younes, M., Waern, F., Zacharewski, T., 1998. Toxic equivalency factors (TEF) for PCBs,
 428 PCDDs, PCDFs for humans and wildlife. Environ. Health Perspect. 106, 775-792.

429 Xiao, K., Zhao, X., Liu, Z., Zhang, B., Fang, L., Liu, W., Zheng, M., 2010. Polychlorinated
 430 dibenzo-*p*-dioxins and dibenzofurans in blood and breast milk samples from residents of a
 431 schistosomiasis area with Na-PCP application in China. Chemosphere 79, 740-744.

Table 1
Number and average age of the study population for parity

	primiparaous mothers			multiparous mothers		
	N	Mean ^c	SD ^d	N	Mean	SD
CC commune ^a	25	23.4	3.37	34	26.5	1.85
CP commune ^b	35	22.7	2.31	31	26.3	2.05

^a Cam Chinh commune, Quang Tri province. ^b Cam Phuc commune Ha Tinh province. ^c average age. ^d standard deviation.

Table 2

Comparing PCDD/DF concentrations in breast milk samples collected in 2002 and 2003 from the CC commune and the CP commune in Vietnam

PCDDs/DFs (pg g ⁻¹ lipid)	CC ^a commune (N = 59)		CP ^b commune (N = 66)		
	Mean ^c	(SD) ^d	Mean	(SD)	
2,3,7,8-TCDD	0.82	(2.04)	0.54	(1.66)	**
1,2,3,7,8-PCDD	2.28	(1.89)	1.15	(1.74)	**
1,2,3,4,7,8-HxCDD	1.42	(2.37)	0.42	(1.84)	**
1,2,3,6,7,8-HxCDD	6.11	(1.83)	1.10	(1.73)	**
1,2,3,7,8,9-HxCDD	1.62	(2.19)	0.37	(1.90)	**
1,2,3,4,6,7,8-HpCDD	13.24	(1.79)	1.30	(1.75)	**
OCDD	43.68	(1.83)	5.35	(1.66)	**
2,3,7,8-TCDF	0.53	(1.74)	1.06	(1.47)	**
1,2,3,7,8-PCDF	0.66	(2.18)	0.46	(1.75)	**
2,3,4,7,8-PCDF	4.37	(1.89)	2.73	(1.54)	**
1,2,3,4,7,8-HxCDF	12.86	(2.12)	1.37	(2.29)	**
1,2,3,6,7,8-HxCDF	7.52	(2.13)	1.13	(1.83)	**
2,3,4,6,7,8-HxCDF	0.99	(2.27)	0.35	(1.86)	**
1,2,3,7,8,9-HxCDF	0.28	(2.91)	0.09	(1.99)	**
1,2,3,4,6,7,8-HpCDF	10.72	(2.21)	0.09	(2.19)	**
1,2,3,4,7,8,9-HpCDF	1.48	(2.83)	0.10	(2.31)	**
OCDF	0.23	(3.27)	0.10	(2.36)	**
ΣPCDDs (pg g ⁻¹ lipid TEQ)	4.30	(1.79)	1.89	(2.12)	**
ΣPCDFs (pg g ⁻¹ lipid TEQ)	4.66	(1.95)	2.15	(1.53)	**
ΣPCDDs/DFs (pg g ⁻¹ lipid TEQ)	8.96	(1.83)	4.04	(1.52)	**

^a Cam Chinh commune, Quang Tri province. ^b Cam Phuc commune, Ha Tinh province. ^c geometric mean. ^d geometric SD. ** P < 0.001.

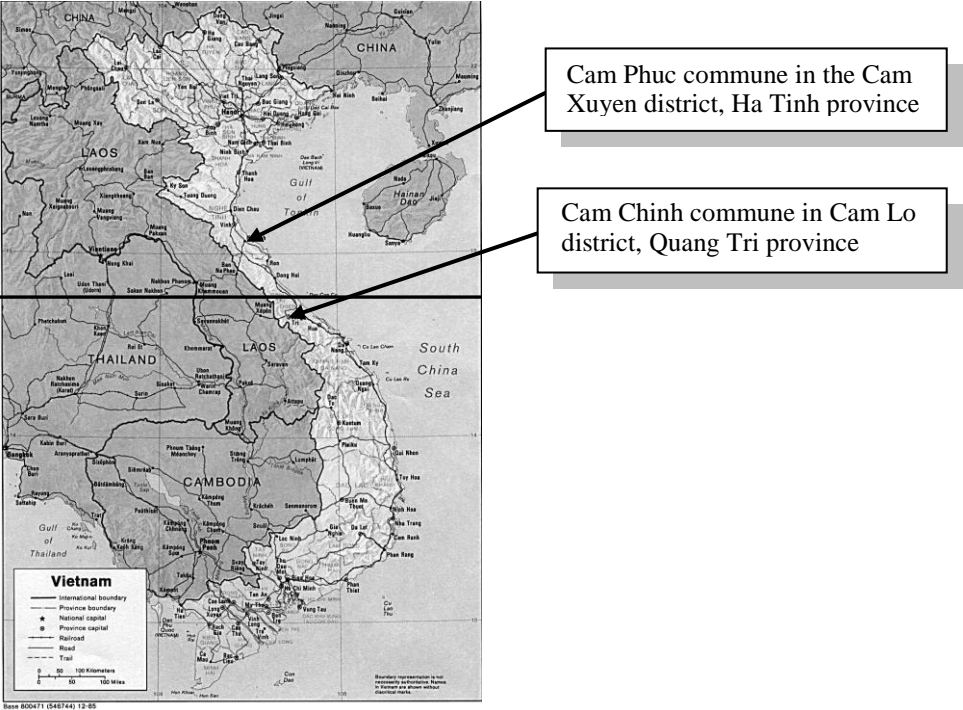
Table 3

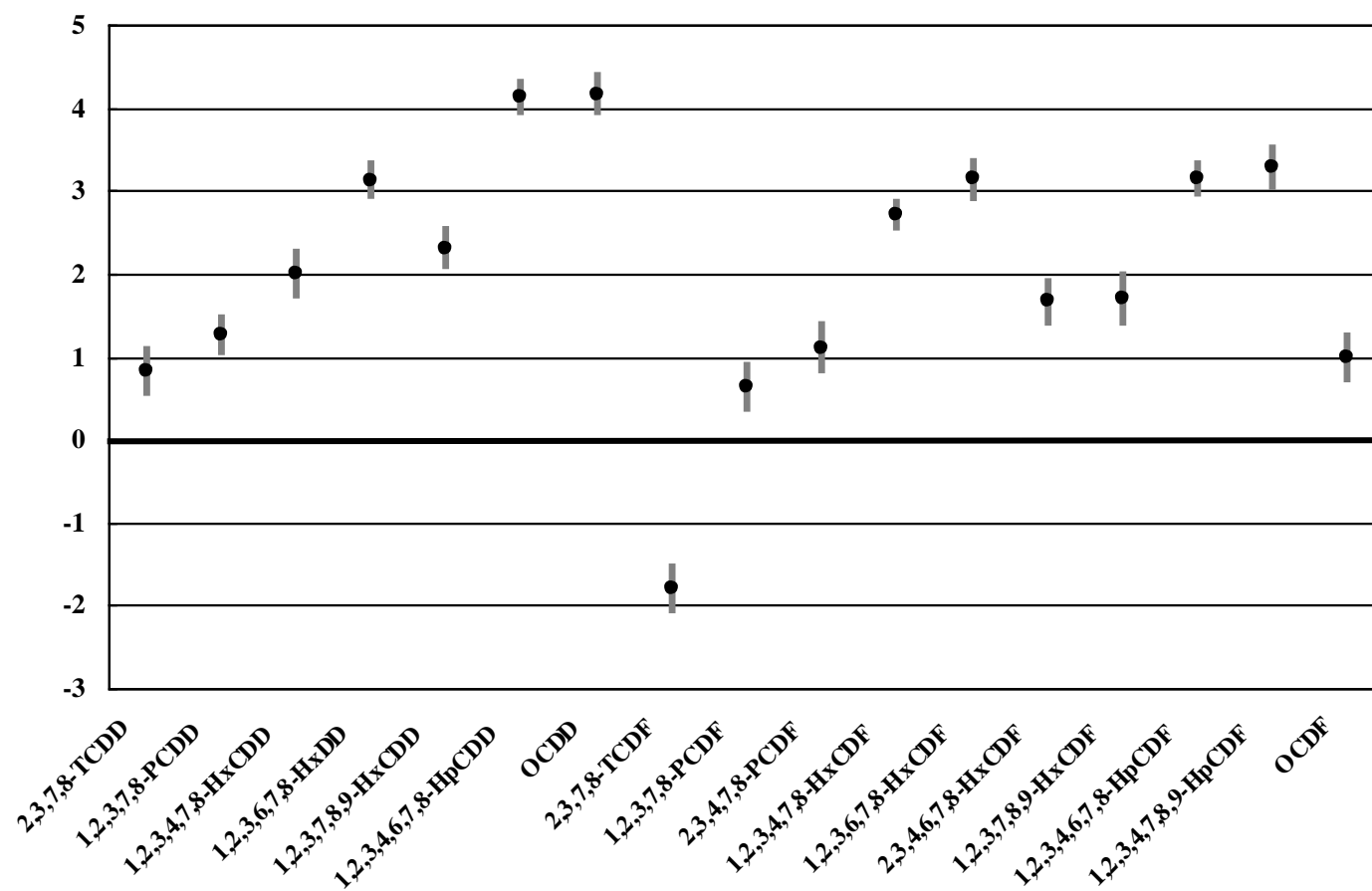
PCDD/DF concentrations in breast milk samples from three different areas in southern Vietnam and Hanoi.

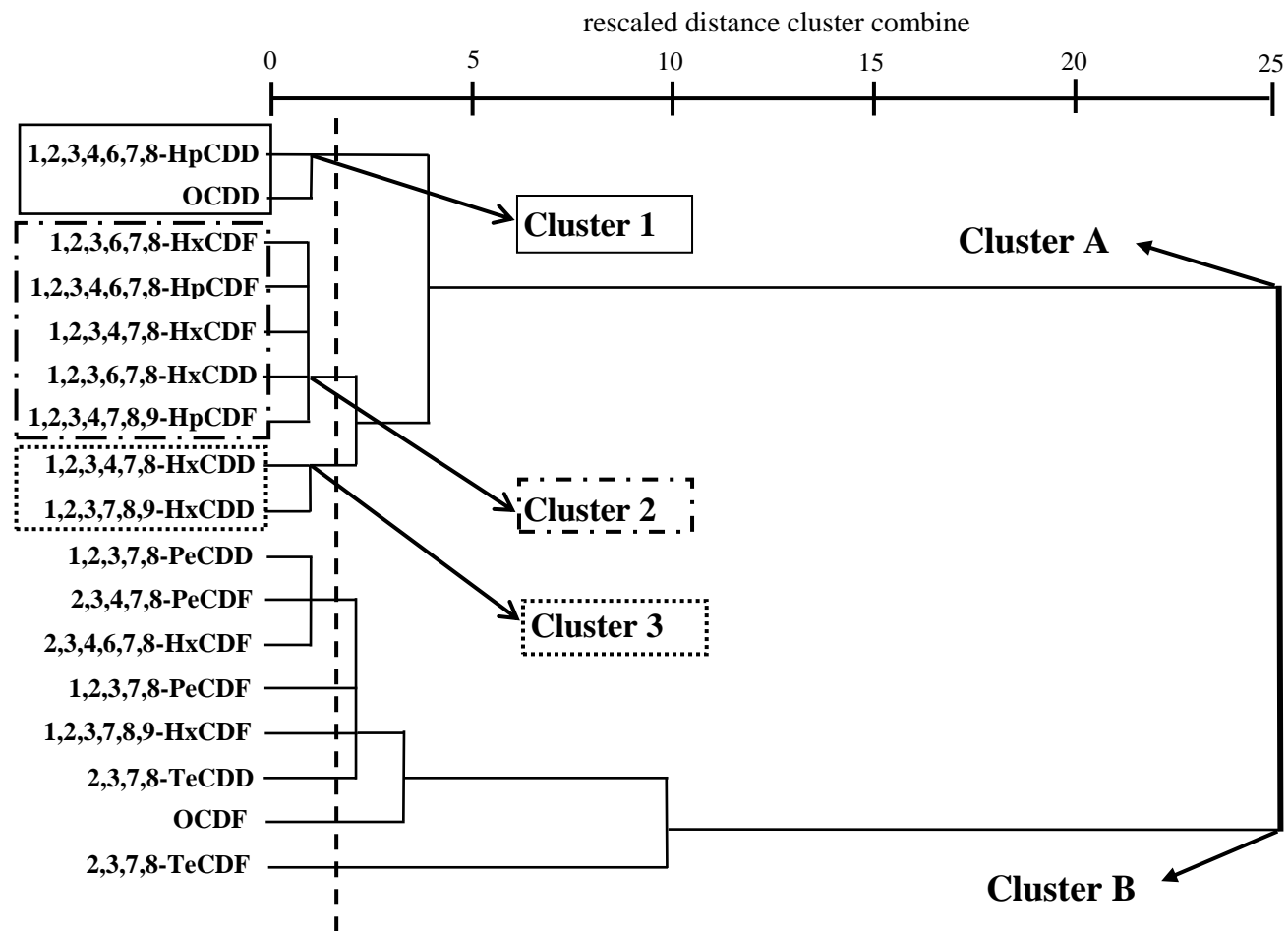
PCDDs/DFs (pg g ⁻¹ lipid)	Da Nang ^a (Pool = 11)	Dong Nai ^a (Pool = 11)	Hanoi ^a (N = 30)	Quang Tri ^b (N = 59)
2,3,7,8-TCDD	5.6	10.0	2.1	0.82
1,2,3,7,8-PCDD	15.0	7.2	2.9	2.28
1,2,3,4,7,8-HxCDD	5.1	2.1	1.8	1.42
1,2,3,6,7,8-HxCDD	22.0	10.0	5.2	6.11
1,2,3,7,8,9-HxCDD	11.0	4.0	1.8	1.62
1,2,3,4,6,7,8-HpCDD	55.0	28.0	11.5	13.24
OCDD	292.0	119.0	78.3	43.68
2,3,7,8-TCDF	2.2	1.6	2.0	0.53
1,2,3,4,7,8-PCDF	4.1	1.0	1.0	0.66
2,3,4,7,8-PCDF	17.0	13.0	6.1	4.37
1,2,3,4,7,8-HxCDF	34.0	19.0	4.2	12.86
1,2,3,6,7,8-HxCDF	18.0	11.0	3.1	7.52
2,3,4,6,7,8-HxCDF	10.0	2.1	1.4	0.99
1,2,3,7,8,9-HxCDF	ND (0.5)	ND (0.5)	ND (0.5)	0.28
1,2,3,4,6,7,8-HpCDF	40.0	6.2	3.4	10.72
1,2,3,4,7,8,9-HpCDF	ND (0.5)	ND (0.5)	ND (0.5)	1.48
OCDF	7.4	0.9	2.1	0.23
ΣPCDDs (pg g ⁻¹ lipid TEQ)	25.0	19.1	6.0	4.30
ΣPCDFs (pg g ⁻¹ lipid TEQ)	15.6	10.0	4.3	4.66
ΣPCDDs/DFs (pg g ⁻¹ lipid TEQ)	40.6	29.1	10.3	8.96

^a Data for Da Nang, Dong Nai, and Hanoi referred to Schecter, et al. (1991). ^b Cam Chinh commune, Quang Tri province. EachTEQ value determined by Schecter, et al. (1991) was re-calculated for preparation of this table, using the WHO-1998 TEFs (Van den Berg et al., 1998).

Figure







congener	mean (95% C.I.)	
1,2,3,4,6,7,8-HpCDD 4.1 (3.9-4.4)		Cluster 1 : mean of the Z-scores > 4
OCDD 4.2 (3.9-4.4)		
1,2,3,6,7,8-HxCDF 3.1 (2.9-3.4)		Cluster 2 : $4 \geq$ mean of the Z-scores ≥ 3
1,2,3,4,6,7,8-HpCDF 3.2 (2.9-3.4)		
1,2,3,4,7,8-HxCDF 3.0 (2.8-3.2)		
1,2,3,6,7,8-HxCDD 3.1 (2.9-3.3)		
1,2,3,4,7,8,9-HpCDF 3.3 (3.0-3.5)		
1,2,3,4,7,8-HxCDD 2.0 (1.7-2.3)		Cluster 3 : $3 >$ mean of the Z-scores > 2
1,2,3,7,8,9-HxCDD 2.3 (2.6-2.0)		

Figure Captions

Fig.1. Map of Vietnam showing study areas.

A solid line on the map expresses the used demilitarized zone (DMZ) of latitude 17 degrees north, a military boundary during the Vietnam War. The Cam Phuc commune represents a non-sprayed area. The Cam Chinh commune represents an area sprayed with tactical herbicides.

Fig. 2. Mean and 95% confidence interval for the Z-scores of all 17 of the 2,3,7,8-substituted PCDD/DF congeners in breast milk samples from the Cam Chinh commune, Quang Tri province, an area sprayed with tactical herbicides.

All individual concentration data were converted into Z-scores to demonstrate a relative position of each congener level with an assumption that the mean concentration of each congener in the Cam Phuc commune, Ha Tinh province a non-sprayed area, has a value of 0. Refer to the text for details.

Fig. 3. Dendrogram of cluster analysis for PCDD/DFs in breast milk from CC commune.

Fig. 4. Characteristics of the sub-clusters of Cluster A referred in Figure 3.

Each constituent congener in the sub-clusters of Cluster A was obtained by cutting the dotted line in Figure 3, which distinguishes the first and the second vertical line of dendrogram. Refer to the text for details.