

New approach to oligotriazoles using a cobalt complex of propargyl azides as a synthetic component

著者	Tsukada Yuichi, Yamada Kohei, Kunishima Munetaka
journal or publication title	Tetrahedron Letters
volume	52
number	26
page range	3358-3360
year	2011-01-01
URL	http://hdl.handle.net/2297/27787

doi: 10.1016/j.tetlet.2011.04.082

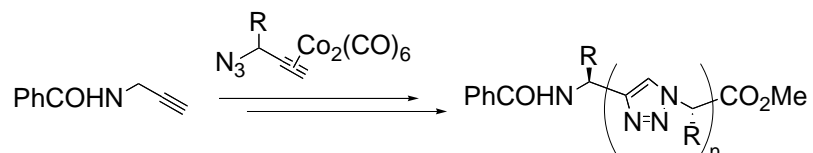
Graphical Abstract

To create your abstract, type over the instructions in the template box below.
Fonts or abstract dimensions should not be changed or altered.

New approach to oligotriazoles using a cobalt complex of propargyl azides as a synthetic component

Yuichi Tsukada, Kohei Yamada, and Munetaka Kunishima*

Leave this area blank for abstract info.



New approach to oligotriazoles using a cobalt complex of propargyl azides as a synthetic component

Yuichi Tsukada, Kohei Yamada, and Munetaka Kunishima*

^a Faculty of Pharmaceutical Sciences, Institute of Medical, Pharmaceutical, and Health Sciences, Kanazawa University, Kakuma-machi, Kanazawa 920-1192, Japan

ARTICLE INFO

Article history:

Received
Received in revised form
Accepted
Available online

Keywords:

Oligotriazole;
Peptidomimetic;
Click chemistry;
Cobalt alkyne complex;
Nicholas reaction;

ABSTRACT

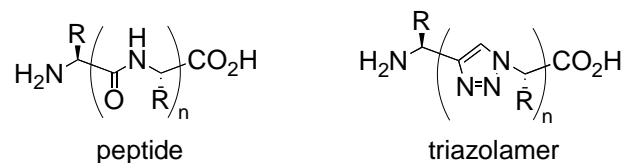
We have developed an efficient method for preparation of triazolamers using a dicobalt hexacarbonyl complex of propargyl azides (CPA) as a synthetic component. Several types of CPAs possessing the side chains (R) found in the natural amino acids were prepared by Nicholas reaction as well as by a reaction of propargyl azides with dicobalt octacarbonyl. Triazolamers with both amino and carboxyl termini were readily synthesized by repetitive reaction sequence involving a copper-catalyzed 1,3-dipolar cycloaddition followed by an oxidative deprotection.

2009 Elsevier Ltd. All rights reserved.

According to the recent developments of Cu(I)-catalyzed azide-alkyne 1,3-dipolar cycloaddition (CuAAC) as the most useful ligation process in click chemistry,^{1,2} a variety of compounds with 1,4-disubstituted 1,2,3-triazole backbone have been synthesized.³ The 1,2,3-triazole linkage has been revealed to be a promising amide bond surrogate, particularly with respect to its structure and hydrogen-bonding ability, while it shows a higher chemical and biological stability in comparison with the amide bonds.⁴ Thus, it is now of great interest to elucidate the effects of replacement of an amide bond with a 1,2,3-triazole ring on the secondary structure as well as on the bioactivities in a wide range of amides. Recently, Angelo and Arora introduced a new class of oligotriazole as a peptidomimetic, named tirazolamer, in which the triazole rings and the sp³-hybridized carbons possessing amino acid side chains are alternately connected. They indicated that optically active trimeric and tetrameric triazolamers adopt zigzag conformations and show a potential inhibitory activity of HIV-1 protease.⁵

Their synthetic method for preparation of triazolamer employs *N*-Boc propargylamines derived from amino acids as a synthetic component and involves a three-step iterative reaction sequence; diazotransfer to amines, CuAAC reaction of the resulting azides with *N*-Boc propargylamines, followed by deprotection of the amines.^{5a} On the other hand, Hughes and co-workers described a more convenient synthesis of triazolamers employing propargyl azide possessing a trialkylsilyl group at the acetylenic terminal.⁶ Since the silyl group prevents the propargyl azides from self-polymerization by CuAAC reaction, extension of a triazolic chain can be attained by a two-step iterative reaction sequence

involving CuAAC reaction and desilylation. In this letter, we wish to report a new approach to the synthesis of triazolamers utilizing a dicobalt hexacarbonyl complex of propargyl azides (CPA) as a synthetic component.

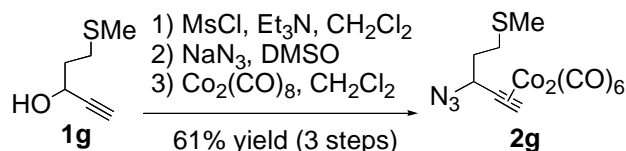


Alkynes are known to readily react with dicobalt octacarbonyl by simple mixing to the formation of alkyne–dicobalt hexacarbonyl complex, which can undergo oxidative degradation to liberate the alkynes.⁷ Thus, if the alkyne–cobalt complexes are inert to CuAAC, chain extension of triazolamers can be accomplished by only a repetition of CuAAC and oxidative deprotection of alkynes. Variety of CPAs can be readily prepared from not only propargyl azide with dicobalt octacarbonyl, but also propargyl alcohols or alk-3-en-1-yne compounds by Nicholas reaction via the alkyne–cobalt complexes.^{7,8}

We employed several types of CPA possessing a substituent (R) corresponding to the side chain of the natural amino acids. As

* Corresponding author. Tel. & fax: +81-76-264-6201; e-mail: kunisima@p.kanazawa-u.ac.jp

we had expected, CPAs (**2a–f**) were readily prepared from the corresponding propargyl alcohols (**1a–f**) by Nicholas reaction using TMSN_3 and $\text{BF}_3\text{-Et}_2\text{O}$ (Table 1).⁹ Since **2g** (R = $\text{CH}_2\text{CH}_2\text{SMe}$) possessing the side chain of methionine was found to be difficult to synthesize by the same method presumably due to the high nucleophilicity of sulfide group, it was prepared in a stepwise fashion from **1g** in 61%; mesylation of the hydroxyl group **1g**, nucleophilic substitution with sodium azide, followed by complexation with $\text{Co}_2(\text{CO})_8$ (Eq 1).



Eq 1

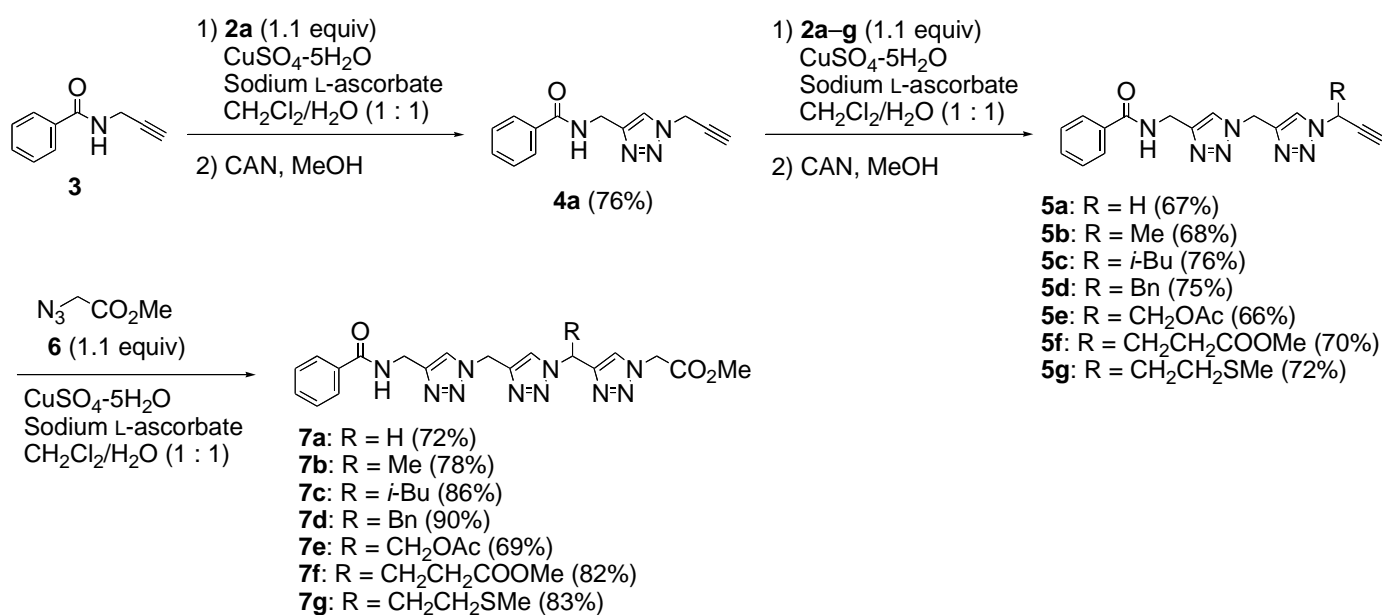
Table 1. Preparation of CPA **2** by Nicholas Reaction

CPA (2)	R	Reaction time ^a	Yield % ^b
2a	H	10 h	81
2b	Me	6 h	78
2c	<i>i</i> -Bu	3 h	88
2d	Bn	16 h	79
2e	CH_2OAc	8 h	71
2f	$\text{CH}_2\text{CH}_2\text{COOMe}$	5 h	86

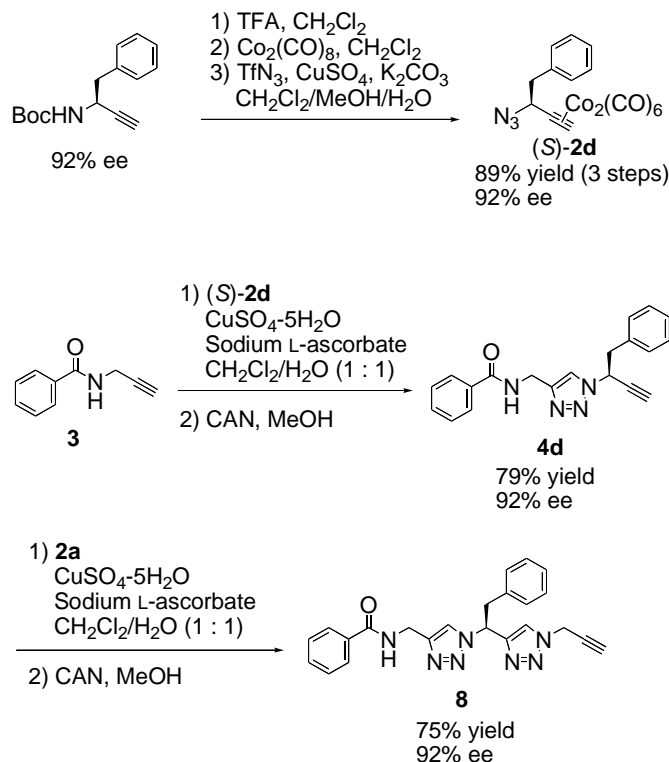
^aThe reaction time of the second step.^bYields from **1**.

We designed triazolamers possessing both amino and carboxyl groups on their termini to mimic the structure of peptide chains (Scheme 1). The CuAAC reaction between **2a** and *N*-benzoylpropargylamine **3** was attempted under several conditions according to literatures,^{2b,10} and the best yield of **4a** was obtained by using CuSO_4 and sodium L-ascorbate in a heterogeneous mixed solvent of dichloromethane and water (1 : 1).^{10a} The crude reaction mixture obtained by CuAAC was directly treated with ceric ammonium nitrate (CAN) for deprotection of the alkyne followed by purification by column chromatography to give the corresponding monotriazole **4a** in 76% yield.¹¹ The second reaction cycle was carried out on the resulting **4a** using various types of CPA **2a–g** under the same conditions, and bis(triazoles) **5** with various substituents were obtained in reasonable yields. The final elongation of **5** with methyl azidoacetate **6** gave tris(triazoles) **7** in good yields.

Epimerization at the asymmetric α -carbon of the carbonyl groups of peptide bonds has been a major challenge in peptide synthesis, as seen in its history. Thus, it is essential to employ synthetic methods free from racemization at the α -carbon in preparation of peptides. Since the same thing holds true for preparation of chiral triazolamers, we examined the possibility that our synthetic method is accompanied by epimerization at the asymmetric α -carbon between two triazoles and/or at the propargyl carbon of CPA. As shown in Scheme 2, by using (*S*)-**2d**,^{12,13} whose enantiomeric purity was 92% ee, we synthesized triazole **4d** and bis(triazole) **8** in 79% and 75% yield, respectively. Both of them exhibited exactly the same enantiomeric purity as **2d** (92% ee), indicating that no epimerization took place during a series of reactions for preparing triazolamers in the present procedure.



Scheme 1



Scheme 2

In conclusion, we have demonstrated a new strategy for the synthesis of triazolamer using CPAs **2** as a monomeric synthetic component. The cobalt complex has two different roles in our method; one is the protection of alkynes, and the other is the essential activating group for Nicholas reaction to prepare CPAs, in part. The chain extension of triazolamer is conveniently attained without racemization by iteration of reaction sequence of CuAAC and oxidative deprotection. Further applications of our method for preparation of various oligotriazoles are currently under investigation.

References and notes

- (a) Kolb, H. C.; Finn, M. G.; Sharpless, K. B. *Angew. Chem. Int. Ed.* **2001**, *40*, 2004–2021; (b) Kolb, H. C.; Sharpless, K. B. *Drug Discovery Today* **2003**, *8*, 1128–1137.
- (a) Rostovtsev, V. V.; Green, L. G.; Fokin, V. V.; Sharpless, K. B. *Angew. Chem. Int. Ed.* **2002**, *41*, 2596–2599; (b) Tormøe, C. W.; Christensen, C.; Meldal, M. *J. Org. Chem.* **2002**, *67*, 3057–3064; (c) Meldal, M.; Tormøe, C. W. *Chem. Rev.* **2008**, *108*, 2952–3015.
- Chow, H.-F.; Lau, K.-N.; Ke, Z.; Liang, Y.; Lo, C.-M. *Chem. Commun.* **2010**, *46*, 3437–3453.
- (a) Bourne, Y.; Kolb, H. C.; Radic', Z.; Sharpless, K. B.; Taylor, P.; Marchot, P. *Proc. Natl. Acad. Sci. U.S.A.* **2004**, *101*, 1449–1454; (b) Horne, W. S.; Yadav, M. K.; Stout, C. D.; Ghadiri, M. R. *J. Am. Chem. Soc.* **2004**, *126*, 15366–15367; (c) Brik, A.; Alexandratos, J.; Lin, Y. C.; Elder, J. H.; Olson, A. J.; Wlodawer, A.; Goodsell, D. S.; Wong, C. H. *ChemBioChem* **2005**, *6*, 1167–1169; (d) Appendino, G.; Bacchiega, S.; Minassi, A.; Cascio, M. G.; De Petrocellis, L.; Di Marzo, V. *Angew. Chem. Int. Ed.* **2007**, *46*, 9312–9315.
- (a) Angelo, N. G.; Arora, P. S. *J. Am. Chem. Soc.* **2005**, *127*, 17134–17135; (b) Angelo, N. G.; Arora, P. S. *J. Org. Chem.* **2007**, *72*, 7963–7963; (c) Jochim, A. L.; Miller, S. E.; Angelo, N. G.; Arora, P. S. *Bioorg. Med. Chem. Lett.* **2009**, *19*, 6023–6026.
- Montagnat, O. D.; Lessene, G.; Hughes, A. B. *Tetrahedron Lett.* **2006**, *47*, 6971–6974.
- Nicholas, K. M.; Pettit, R. *Tetrahedron Lett.* **1971**, *12*, 3475–3478.
- Teobald, B. J. *Tetrahedron* **2002**, *58*, 4133–4170.
- Gómez, A. M.; Uriel, C.; Valverde, S.; López, J. C. *Org. Lett.* **2006**, *8*, 3187–3190.
- (a) Lee, B.-Y.; Park, S. R.; Jeon, H. B.; Kim, K. S. *Tetrahedron Lett.* **2006**, *47*, 5105–5109. (b) Wu, P.; Feldman, A. K.; Nugent, A. K.; Hawker, C. J.; Scheel, A.; Voit, B.; Pyun, J.; Fréchet, J. M. J.; Sharpless, K. B.; Folkin, V. V. *Angew. Chem. Int. Ed.* **2004**, *43*, 3928–3932. (c) Li, Y.; Huffman, J. C.; Flood, A. H. *Chem. Commun.* **2007**, *26*, 2692–2694. (d) Lee, J. W.; Kim, B.-K.; Kim, J. H.; Shin, W. S.; Jin, S.-H. *J. Org. Chem.* **2006**, *71*, 4988–4991. (e) Li, Z.; Bittman, R. *J. Org. Chem.* **2007**, *72*, 8376–8382.
- General procedure for chain extension by use of CPA. Preparation of **5d** as a typical example. To a solution of **4a** (120 mg, 0.500 mmol) and **2d** (251 mg, 0.550 mmol) in CH₂Cl₂ (1.00 mL) were added an aqueous solution of CuSO₄·5H₂O (0.200 M, 0.50 mL) and an aqueous solution of sodium L-ascorbate (1.3 M, 0.50 mL). The resulting solution was stirred for 1.5 h at room temperature, and was diluted with CH₂Cl₂ and H₂O. The organic layer was separated and washed with brine, dried over Na₂SO₄, and concentrated under vacuum. The crude mixture was dissolved in MeOH (5.0 mL) followed by addition of CAN (1.51 g, 2.75 mmol), and then stirred for 5 min at room temperature. The reaction mixture was extracted with CH₂Cl₂, and the combined organic layers were washed with water, brine, dried over Na₂SO₄, and concentrated under vacuum. The residue was purified by flash column chromatography (hexane/EtOAc, 2:8) to give **5d** (155 mg, 75% yield) as a white solid. mp 168–170 °C. ¹H NMR (400 MHz, CDCl₃) δ 7.81–7.76 (m, 2H), 7.67 (s, 1H), 7.56 (s, 1H), 7.54–7.39 (m, 3H), 7.25–7.19 (m, 3H), 7.04–6.98 (m, 2H), 6.85 (br. s, 1H), 5.66 (ddd, *J* = 2.3, 5.5, 7.1 Hz, 1H), 5.60 (s, 2H), 4.72 (d, *J* = 5.5 Hz, 2H), 3.38 (dd, *J* = 5.5, 13.7 Hz, 1H), 3.34 (dd, *J* = 7.1, 13.7 Hz, 1H), 2.64 (d, *J* = 2.3 Hz, 1H); ¹³C NMR (100 MHz, CDCl₃) δ 167.3, 144.9, 141.0, 134.0, 133.9, 131.7, 129.5, 128.6, 128.5, 127.7, 127.0, 122.6, 122.3, 77.8, 77.2, 54.1, 45.4, 42.8, 35.4; HRMS *m/z* for C₂₃H₂₂N₇O (M+H)⁺, calcd 412.1886, found 412.1876; IR (CHCl₃) 3297, 3001, 1658, 1521, 1053 cm⁻¹.
- Reginato, G.; Mordini, A.; Messina, F.; Degl'Innocenti, A.; Poli, G. *Tetrahedron* **1996**, *52*, 10985–10996.
- Recently, an asymmetric Nicholas reaction has been reported (see: ref. 14). Unfortunately, however, an enantioselective preparation of CPAs by Nicholas reaction have not appeared yet, to the best of our knowledge.
- Ljungdahl, N.; Pera, N. P.; Andersson, K. H. O.; Kann, N. *Synlett* **2008**, 394–398.