

# Study on reduction of residual stress induced during rapid tooling process: Influence of heating conditions on residual stress

著者	Furumoto Tatsuaki, Ueda Takashi, Abdul Aziz Mohd Sanusi, Hosokawa Akira, Tanaka Ryutaro
journal or publication title	Key Engineering Materials
volume	447-448
page range	785-789
year	2010-01-01
URL	<a href="http://hdl.handle.net/2297/26246">http://hdl.handle.net/2297/26246</a>

doi: 10.4028/www.scientific.net/KEM.447-448.785

# Study on Reduction of Residual Stress Induced during Rapid Tooling Process - Influence of Heating Conditions on Residual Stress -

Tatsuaki FURUMOTO<sup>1, a</sup>, Takashi UEDA<sup>1, b</sup>,

Mohd Sanusi ABDUL AZIZ<sup>2, c</sup>, Akira HOSOKAWA<sup>1, d</sup> and Ryutaro TANAKA<sup>1, e</sup>

<sup>1</sup>Institute of Science and Engineering, Kanazawa University,  
Kakuma-machi, Kanazawa, Ishikawa 920-1192, Japan

<sup>2</sup>Graduate School of Natural Science and Technology, Kanazawa University,  
Kakuma-machi, Kanazawa, Ishikawa 920-1192, Japan

<sup>a</sup>furumoto@t.kanazawa-u.ac.jp, <sup>b</sup>ueda@kenroku.kanazawa-u.ac.jp,  
<sup>c</sup>msanusi@stu.kanazawa-u.co.jp, <sup>d</sup>hosokawa@t.kanazawa-u.ac.jp, <sup>e</sup>r-tanaka@t.kanazawa-u.ac.jp

**Keywords:** Layered manufacturing, Selective laser melting, Rapid Tooling, Residual stress, End mill cutting, Chromium molybdenum steel powder

**Abstract.** This paper deals with the reduction of residual stress induced during the selective laser melting with a mixture of ferrous based metal powder. To evaluate the residual stresses induced during layered manufacturing processes, a strain gauge is attached on the bottom face of the base plate. The residual stress within the consolidated structure is calculated from the amount of strain change measured by the strain gauge when the consolidated structure is cut with an end mill. The influences of base plate thickness and consolidated structure height on the residual stresses are investigated. In addition, the effect of pre-heating and post heating by a laser beam irradiation are evaluated. The results showed that the deformation of the base plate increased with the increase of the consolidated layer and the decrease of base plate thickness, and the deformation was flattened when the consolidated structure was completely removed with the end mill. The deformation was related to the induced residual stresses. The residual stress distribution within the consolidated structure in the z direction was extremely large at the top layer of the structure and the boundary between the base plate and consolidated structure. The residual stress at the first layer of the structure decreased when the base plate was heated before consolidating the deposited powder. The residual stresses decreased when each of the consolidated layers was repeatedly heated by the laser beam irradiation.

## Introduction

Since Kodama introduced a new method for the automatic fabrication of a three-dimensional plastic model, various types of layered manufacturing techniques have been applied to achieve in the manufacturing of prototypes, tools and functional end products[1,2]. These techniques have been followed with the development of three dimensional CAD systems, and classified as a different new group from the forming process and the material removal process. The layered manufacturing technique with metal powder is especially remarkable because a practical use is possible for the obtained products. Recently, a multifunction machine, in which a ferrous based powder bed is selectively heated and fused by laser beam irradiation and the edge of the consolidated structure is cut with an end mill, has been developed to produce an injection molding die[3]. However, the consolidated structure formed in this machine has problems that a deformation and a micro crack are caused due to the residual stresses induced during the laser beam irradiation[4].

This paper deals with the reduction of residual stress induced during the layered manufacturing processes. To evaluate the residual stresses within the consolidated structure, a strain gauge is attached on the bottom face of the base plate. The residual stress within consolidated structure in each

position is calculated from the amount of strain change measured by the strain gauge when the consolidated structure is cut layer by layer with an end mill. The influences of the thickness of the base plate and the height of consolidated structure on the residual stresses are experimentally investigated. In addition, the effect of the pre-heating by a laser beam irradiation on the base plate and the laser condition for the layered manufacturing on the reduction of the residual stress are evaluated.

## Experimental setup

**Consolidation procedure** The schematic illustration for consolidating a metal powder is given in Fig. 1. This system is composed of a Yb: fiber laser (IPG Photonics Corp.: YLR-SM) and the consolidation facility of a metal powder. The intensity of laser beam relative density measured by beam profile system (OPHIR Corp.: Beam star FX-50) is shown in Fig. 2. The laser beam formed a Gaussian shape and the focal diameter was  $\phi=100 \mu\text{m}$ . The metal powder is deposited on the base plate at a thickness of  $50 \mu\text{m}$  with a recoating blade. The laser beam then was irradiated to the powdered surface through a galvanometer mirror, and scanned on it with programmed NC data. After forming a layer of consolidation, these processes are repeatedly performed as the scan direction of laser beam is varied by  $90^\circ$ . In order to improve the wetting property of the melted powder, the plate surface was sandblasted with #35 of average grain size[5]. The surface roughness of the base plate was  $Ra=3.5 \mu\text{m}$ . Nitrogen is filled up within the consolidation vessel during the manufacturing processes so as to prevent the oxidization of the metal powder.

**Metal powder** The specification of metal powder is summarized in Table 1. The metal powder was a mixture of 70% chromium molybdenum steel powder, 20% copper alloy powder and 10% nickel powder in weight. The mean diameter of the powders mixture was  $d=25 \mu\text{m}$ . Since metal powder was loaded under gravity action only, its bulk density was  $4190 \text{ kg/m}^3$ [6].

**Beam model for the evaluation** The beam model used to measure a residual stress is shown in Fig. 3, and its consolidation conditions are summarized in Table 2. The base plate was carbon steel with a fixed size of  $49 \times 9 \text{ mm}$  and its thickness was ranged  $5 - 30 \text{ mm}$ . The consolidated beam model was a fixed size of  $45 \times 5 \text{ mm}$  and located at the center of the base plate. The thickness of the beam model which was varied by the number of forming layers was ranged  $1 - 30 \text{ mm}$ .

**Measurement of base plate deformation** The deformation caused by the consolidated structure was examined by measuring the bottom face profile of the base plate with a CCD laser displacement sensor (Keyence Corp.: LK-080) which is  $49 \text{ mm}$  of evaluation length. The influences of the base plate thickness and the consolidated structure height on the deformation are experimentally

Table 1 Specification of metal powder

Material	SCM, Cu, Ni	
Shape	Irregular	
Particle mean diameter	$d$	$25 \mu\text{m}$
Bulk density	$\rho$	$4190 \text{ [kg/m}^3\text{]}$
Absorption ratio	$A_r$	$25 \text{ [%]}$
Thermal conductivity	$T_k$	$0.14 \text{ [W/m-K]}$

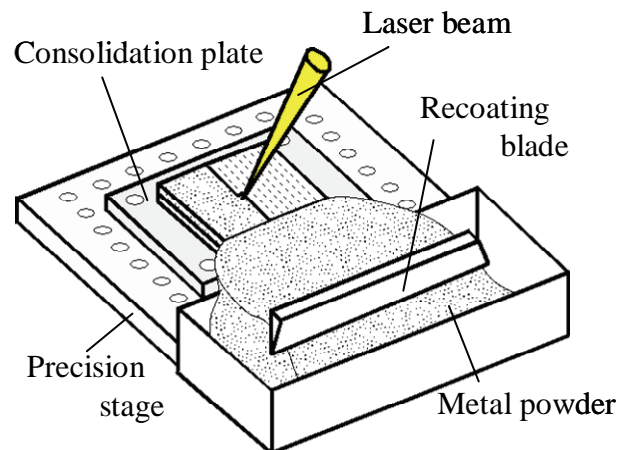


Fig. 1 Schematic illustration for consolidating metal powder

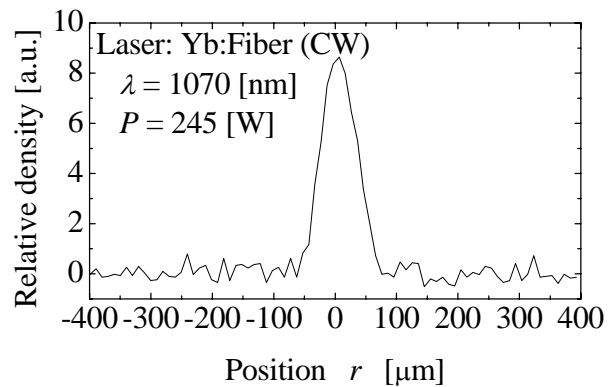


Fig. 2 Profile of laser beam

investigated.

**Measurement of residual stress within consolidated structure** The experimental conditions for measuring the residual stress within consolidated structure are given in Table 3. To evaluate the residual stresses induced during layered manufacturing processes, a strain gauge (Kyowa Electronic Instruments Co., Ltd.: KFG-2-120-C1-11) was attached on the bottom face at the center of the base plate. The residual stress was evaluated by measuring the dynamic strain with the strain gauge when the surface of consolidated structure was cut with an end mill. The cutting tool used was high speed steel which is 16 mm in diameter and its axial depth of cut was fixed to 0.1 mm. The cutting speed was 17.6 m/min and it is slow enough to prevent the influence of residual stress generated by the cutting process. The milling and strain measurement was alternately carried out until the whole consolidated structure was removed. The residual stress in each position was calculated from the amount of strain change measured by strain gauge[7]. In the stress calculation, the Young's module of consolidated structure was determined to be 124 GPa from a tension test.

**Reduction of residual stress** To investigate the influence of heat treatment to the beam model on the reduction of residual stress within the consolidated structure, the effect of preheating and post heating of the beam model was examined. Table 4 gives the experimental conditions. The preheating was performed to the base plate surface to investigate the reduction of residual stress on the base plate. The post heating was performed to the surface of consolidated structure.

## Results and discussions

**Residual stress distribution** The residual stress distribution in the layered direction of consolidated structure is shown in Fig. 5. From this graph, there were tensile stresses within the consolidated structure in each position. Additionally, the residual stress was extremely large at the top layer of the consolidated structure and at the boundary between the base plate and the consolidated structure, and its value was  $\sigma = 800$  MPa in each position.

**Influence of layered conditions on residual stress** The influence of the base plate height on the base plate deformation and the residual stress induced at the top surface is shown in Fig. 5, where the number of consolidated layers is constant of 120. The deformation height of the base plate decreased with the increase of the height of the base plate, and was then saturated to zero at the plate height of  $t_s$

Table 2 Consolidation conditions

Plate	Carbon steel (AISI 1049)
Size	49 x 9 [mm]
Thickness	$t_s$ 5 - 30 [mm]
Consolidation	
Size	45 x 5 [mm]
Thickness	$t_c$ 1 - 30 [mm]
Layer thickness	$t$ 50 [ $\mu$ m]
Laser beam	
Laser power	$P$ 200 [W]
Scan speed	$F$ 440 [mm/s]
Beam diameter	$\phi$ 100 [ $\mu$ m]

Table 3 Experimental conditions for the measurement of residual stress

Strain gauge	KFG-2-120-C1-11
Gauge length	$L$ 2 [mm]
Resistance	$R$ 120 [ $\Omega$ ]
Cutting tool	EX-TIN-EDS 16
Tool material	High speed steel
Diameter	$\phi_t$ 16 [mm]
Shape	Flat end mill
Number of flute	2
Cutting speed	$V$ 17.6 [m/min]
Feed	$F$ 40 [mm/min]
Axial depth of cut	$A_z$ 0.1 [mm]

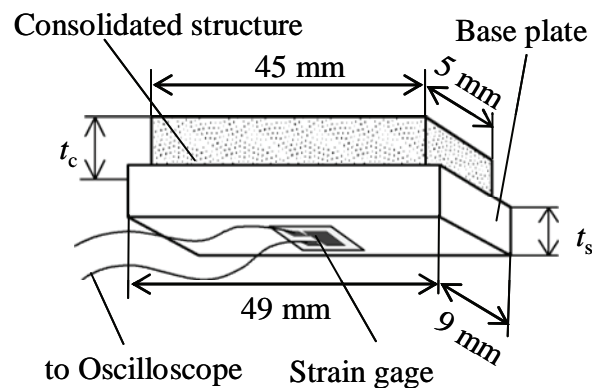


Fig. 3 Beam model for the evaluation

=30 mm. On the other hand, the residual stress at the top surface of consolidated structure remained almost constant in all conditions. These results showed that the residual stress at the top surface of consolidated structure had no relation to the base plate height. These were because the geometrical moment of inertia increased with the increase of the base plate height, therefore the base plate was hardly to deform by the residual stress on the top surface. In addition, the deformation of the base plate was flattened when the consolidated structure was completely removed with an end mill.

Fig. 6 showed the influences of the layered number on the base plate deformation and the residual stress at the consolidated surface under the base plate height of  $t_s=20$  mm. The deformation height and residual stress increased with the increase of the layered number, and then became almost constant when the layered number was over 400 layers. The increase of the residual stress was due to the increase of the consolidated layer, which was equal to the laser irradiation number.

**Effect of heat treatment on the reduction of residual stress** When the laser beam was irradiated to the base plate surface at the laser power of 200 W, the influence of preheating on the residual stress reduction at the boundary between the base plate and the consolidated structure was indicated in Fig. 7. The residual stress at the boundary was extremely small after the laser beam was irradiated to the base plate surface, and resulted in the reduction of the deformation height.

Fig. 8 showed the variation of residual stress with the post heating of the consolidated layers. The post heating was performed in each layer after the powdered surface was consolidated by the laser beam irradiation. As shown in Fig. 8, the large residual stresses at the top layer of the consolidated structure decreased with the post heating by the laser beam irradiation although the residual stress within the consolidated structure was not influenced with the post heating.

Table 4 Experimental conditions for the residual stress releasing

Laser power	$P$	200 [W]
Scanning speed	$F$	440 [mm/s]
Beam diameter	$\phi$	0.1 [mm]
Hatching pitch	$H$	45 [ $\mu\text{m}$ ]
Base plate thickness	$t_s$	20 [mm]
Consolidation thickness	$t_c$	3 [mm]

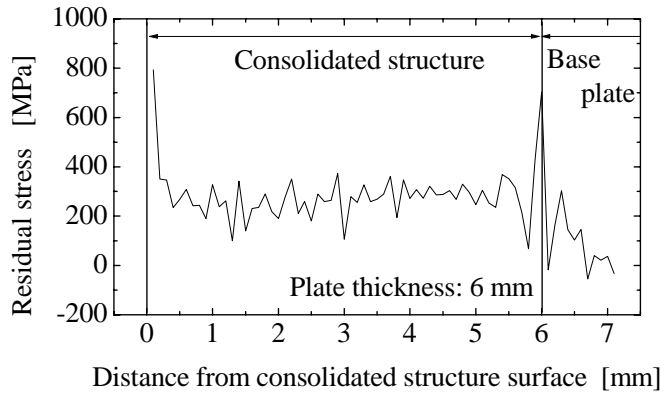


Fig. 4 Residual stress distribution

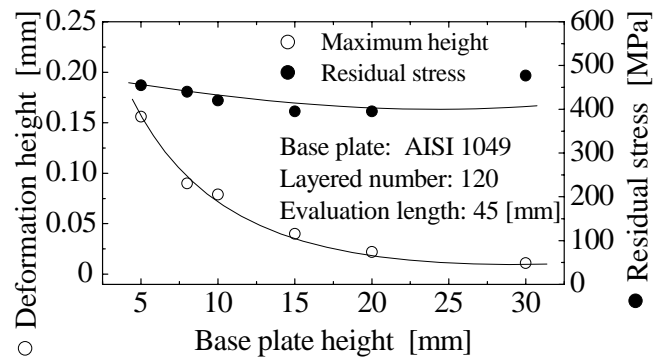


Fig. 5 Influence of base plate height on deformation and residual stress at the top surface

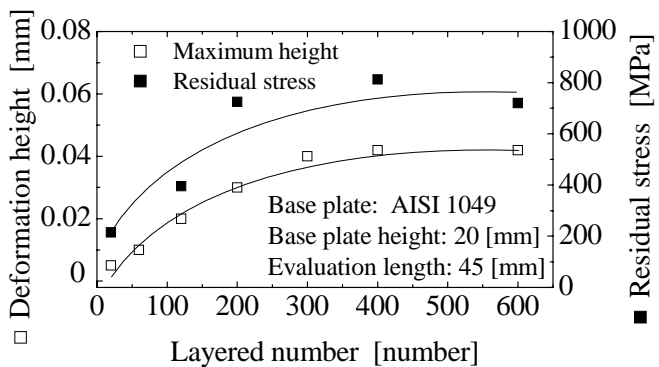


Fig. 6 Influence of layers number on deformation and residual stress (Base plate height  $t_s=20$  mm)

## Summary

The main results obtained were as follows:

- (1) There were tensile stresses within the consolidated structure and these values were extremely large at the top surface and at the boundary between the base plate and the consolidated structure.
- (2) The deformation of the base plate decreased as the consolidated surface was cut with the end mill, and the surface was flattened after the consolidated structure was completely removed.
- (3) The deformation of the base plate was related to the residual stress at the consolidated surface.
- (4) The residual stresses at the top layer of consolidated structure and at the boundary between the base plate and the consolidated structure decreased when the heat treatment was performed with the laser beam irradiation.

## References

- [1] H. Kodama: Automatic Method for Fabrication a Three-dimensional Plastic Model with Photo-hardening Polymer, Review of Scientific Instruments, Vol. 52, No. 10 (1981), p. 1770.
- [2] J. P. Kruth: Material Incess Manufacturing by Rapid Prototyping Techniques, Annals of the CIRP, Vol. 40, No. 2 (1991), p. 603.
- [3] S. Abe, Y. Higashi, I. Fuwa, N. Yoshida and T. Yoneyama: Milling-Combined Laser Metal Sintering System and Production of Injection Molds with Sophisticated Functions, in: ICPE2006, 11th International Conference of Precision and Engineering, 16-18 August, Tokyo, Japan, p. 288.
- [4] M. Shiomi, K. Osakada, K. Nakamura, T. Yamashita and F. Abe: Residual stress within metallic model made by selective laser melting process, Annals of the CIRP, Vol. 53, No. 1 (1991), p. 195.
- [5] T. Furumoto, T. Ueda, A. Hosokawa, Y. Abdullah and S. Abe: Study on sintering characteristics of the mixed metal powder with Yb fiber laser, Evaluation of the adhesion force of the sintered material on the different surface plate, J. Jpn. Soc. Precis. Eng., Vol. 74, No. 8, (2008) p. 836.
- [6] T. Furumoto, T. Ueda, A. Hosokawa, S. Abe and T. H. C. Childs: Study on the Measurement of Physical Property in the Metal Powder for Rapid Prototyping, Proposal of the Measurement of Thermal Conductivity and Absorption of Laser Beam, J. Jpn. Soc. Prec. Eng., Vol. 73, No. 5 (2007), p. 558.
- [7] P. Mercelis and J. P. Kruth: Residual stress in selective laser sintering and selective laser melting, Rapid prototyping journals, Vol. 12, No. 5 (2006), p. 254.

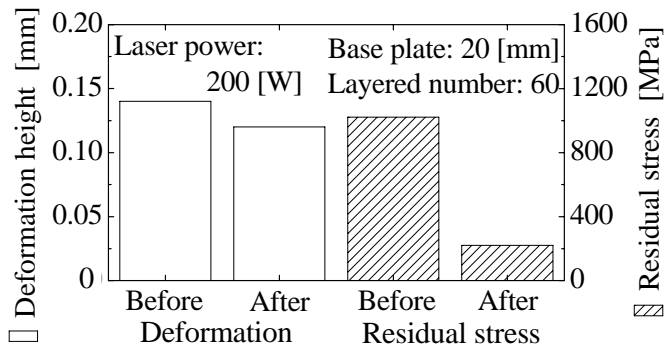


Fig. 7 Effect of preheating at the base plate on the reduction of residual stress at the boundary

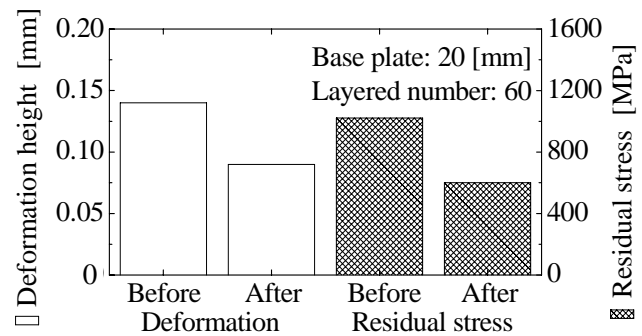


Fig. 8 Effect of post heating at the top layer on the deformation and the residual stress at the top surface