

A straightforward preparation of chiral
5-(aminomethyl)oxazole derivatives from
 α -amino esters and α -lithiated isocyanides

メタデータ	言語: eng 出版者: 公開日: 2017-10-03 キーワード (Ja): キーワード (En): 作成者: メールアドレス: 所属:
URL	http://hdl.handle.net/2297/7612

A Straightforward Preparation of Chiral 5-(Aminomethyl)oxazole Derivatives from α -Amino Esters and α -Lithiated Isocyanides

Masashi OHBA,* Hiroyuki KUBO, Shigeki SETO, Tozo FUJII, and Hiroyuki ISHIBASHI

Faculty of Pharmaceutical Sciences, Kanazawa University, Takara-machi, Kanazawa 920-0934, Japan.

Received December 15, 1997; accepted January 12, 1998

An efficient and general preparation of several chiral *N*-protected 5-(aminomethyl)oxazoles has been accomplished by treatment of *N*-protected α -amino esters with α -lithiated isocyanides, obtained by metalation of methyl and benzyl isocyanides with BuLi or of ethyl isocyanide with lithium diisopropylamide.

Key words (aminomethyl)oxazole; chiral synthesis; isocyanide α -metalated; α -amino ester; enantiomeric purity

The synthetic significance of α -metalated isocyanides (type 2) has been sufficiently recognized¹⁾ since Schöllkopf and Gerhart reported that metalation of alkyl isocyanides (type 1) with BuLi occurs at their α -position.²⁾ Reaction of such α -metalated isocyanides with suitable acylating agents (*e.g.*, acid chlorides, carboxylic esters, *N,N*-di-alkylamides, and acid anhydrides) gives oxazoles (type 4) via nonisolable intermediate α -isocyano ketones (type 3).³⁾ Oxazoles are of perennial interest because of not only the existence of this ring as a constituent of a large number of natural products,⁴⁾ but also the diversity of its chemical reactivity.⁵⁾ Recently, we have reported the first chiral synthesis of the *Strychnos* and *Ophiorrhiza* alkaloid (–)-normalindine (19) through a route starting from the 5-(aminomethyl)oxazole derivative 8a, obtained from *N*-Boc-L-alanine methyl ester (5a) and α -lithiated methyl isocyanide (11), and exploiting intramolecular oxazole-olefin Diels–Alder reaction.⁶⁾ In the present paper, we wish to record the details of convenient preparations of chiral 5-(aminomethyl)oxazoles from a variety of α -amino esters employing α -lithiated isocyanides.

In the formation of oxazoles from the α -metalated isocyanides 2 using carboxylic esters as acylating agents, 2 mol eq of 2 is generally required, except in certain cases, because the relatively acidic α -isocyano ketones 3 formed at first are rapidly deprotonated by unchanged α -metalated isocyanides 2.^{3b)} Since *N*-Boc-L-alanine methyl ester (5a) possesses an additional acidic NH group which would also protonate the α -metalated anion, we first investigated the effect of the amount of 11 on the conversion of 5a into 8a. The results are listed in Table 1. All reactions were carried out by treatment of 5a with 11 in tetrahydrofuran (THF) at -78°C for 30 min, followed by warming to 0°C and quenching with AcOH. The best result was obtained by employing 2.5 mol eq of 11: under these conditions, the

oxazole 8a was produced in 76% yield (entry 4). It is likely that the methoxide liberated simultaneously with the formation of the α -isocyano ketone 3 acts partly as an additional base. The enantiomeric purity of 8a thus obtained was estimated to be 98% ee on chiral HPLC analysis, revealing that no racemization had occurred under the conditions employed.

Having established the optimum amount of 11 for the conversion of 5a into 8a, we tried to apply these conditions to the reactions of *N*-Boc- α -amino esters 5b–e, 6, and 7 with α -lithiated methyl isocyanide (11). The results are included in Table 2. The proline derivative 6, as well as 5b–d bearing the NH group, provided the corresponding 5-(aminomethyl)oxazoles 9 and 8b–d in good to fair yields. In the case of the serine derivative 5e possessing a free OH group which can protonate the α -lithiated isocyanide 11, an increase in the amount of 11 from 2.5 to 3.5 mol eq raised the yield of 8e from 41% to 66%. The

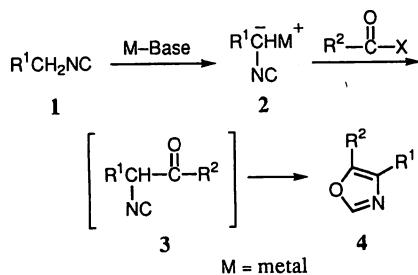
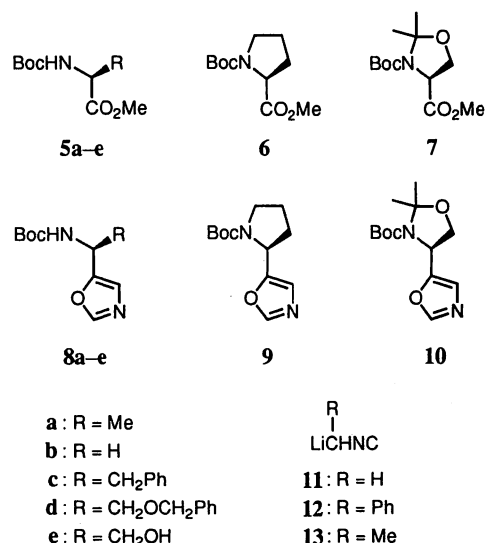


Table 1. Effect of the Amount of 11 on the Conversion of 5a into 8a

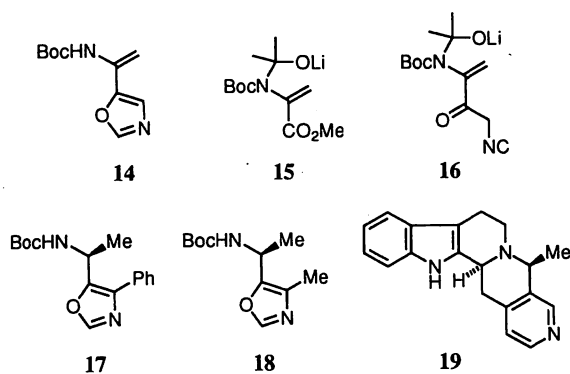
Entry	11 (mol eq)	8a (yield, %)
1	1	35
2	1.5	47
3	2	67
4	2.5	76
5	3	73

* To whom correspondence should be addressed.

Table 2. Preparation of the 5-(Aminomethyl)oxazoles 8–10, 17, and 18 from the α -Amino Esters 5–7 and the α -Lithiated Isocyanides 11–13^{a)}

Entry	Ester	Isocyanide	Product	Yield (%)
1	5b	11	8b	73
2	5c	11	8c	71
3	5d	11	8d	74
4 ^{b)}	5e	11	8e	41
5 ^{c)}	5e	11	8e	66
6	6	11	9	66
7 ^{d)}	7	11	10	27
8 ^{d,e)}	7	11	10	45
9 ^{c-e)}	7	11	10	53
10	5a	12	17	91
11	5a	13	18	13
12 ^{f)}	5a	13	18	47

a) For details of reaction conditions, see Experimental. b) The α -amino ester 5e was recovered (25%). c) In this case, 3.5 (entry 5) or 1.5 (entry 9) mol eq of 11 was used. d) In addition, the olefin 14 was obtained: Entry 7, 40%; entry 8, 20%; entry 9, 16%. e) The reaction was quenched by adding AcOH at -78°C . f) The α -lithiated isocyanide 13 was generated *in situ* by using LDA.



oxazolidine ester 7, however, produced the oxazole 10 in only 27% yield together with a significant quantity (40%) of the oxazole olefin 14.⁷⁾ The olefin 14 is considered to have arisen *via* the alkoxydes 15 and/or 16, since 10 was almost quantitatively recovered on treatment with 11 under similar conditions to those employed for 7. Addition of AcOH at -78°C without warming the reaction mixture to 0°C increased the yield of 10 to 45%. Furthermore, the use of 1.5 mol eq of 11, instead of 2.5 mol eq, afforded 10 in 53% yield, accompanied by a lower amount (16%) of the by-product 14, suggesting that the formation of 14 would be promoted by excess 11. A small extent of racemization was observed for the oxazoles 9 (92% ee) and 10 (91% ee) that bear no NH hydrogen in the carbamate group attached to the chiral center.

We next investigated the applicability of the above oxazole-formation method to other alkyl isocyanides such as benzyl and ethyl isocyanides, which would be expected to produce chiral 4-substituted 5-(aminomethyl)oxazoles (types 17, 18).⁸⁾ Treatment of 5a with α -lithiated benzyl isocyanide (12), derived from benzyl isocyanide and BuLi at -78°C ,²⁾ provided the oxazole 17 in 91% yield (Table 2). However, application of a similar procedure to ethyl isocyanide gave a complicated mixture of many products, from which the desired oxazole 18 was obtained in only 13% yield. Metalation with BuLi is known to fail with less acidic α -alkyl-substituted isocyanides (*e.g.*, cyclohexyl^{1a)} and butyl isocyanides⁹⁾). Although ethyl isocyanide

is also unable to be efficiently metalated with BuLi,²⁾ such metalation would become feasible by using strong, weakly nucleophilic bases such as lithium 2,2,6,6-tetramethylpiperidide and lithium diisopropylamide (LDA).^{1a)} Thus, α -lithiated ethyl isocyanide (13), prepared by treatment of ethyl isocyanide with LDA at -78°C , converted 5a into the oxazole 18 in 47% yield without racemization (98% ee).

In conclusion, a straightforward preparation of chiral *N*-Boc-5-(aminomethyl)oxazoles from *N*-Boc- α -amino esters and α -lithiated isocyanides has been achieved. Owing to a wide variety of chemical reactivities of the oxazole ring, these oxazoles could be important as sources for the synthesis of chiral compounds, including natural products, as exemplified by our recent synthesis of (–)-normalindine (19).⁶⁾ Further studies on the reactivity of α -metalated isocyanides and the use of chiral oxazoles for natural product synthesis are in progress in our laboratory.

Experimental

General Notes All melting points were determined on a Büchi model 530 capillary melting point apparatus and are corrected. Flash chromatography¹⁰⁾ was carried out by using Merck silica gel 60 (No. 9385). Spectra reported herein were recorded on a JEOL JMS-SX102A mass spectrometer, a Shimadzu FTIR-8100 IR spectrophotometer, or a JEOL JNM-GSX-500 (^1H 500 MHz) NMR spectrometer. Chemical shifts are reported in δ values relative to internal Me_4Si . HPLC was performed on a Sumichiral OA-4600 column attached to a Tosoh CCPD-8020 system, and peaks were located by using a UV absorbance detector operated at 230 nm. Optical rotations were measured with a Horiba SEPA-300 polarimeter. Elemental analyses and MS measurements were performed by Mr. Y. Itatani, Dr. M. Takani, and their associates at Kanazawa University. The following abbreviations are used: br = broad, d = doublet, m = multiplet, s = singlet.

Materials The known isocyanides and *N*-Boc- α -amino esters were prepared according to the reported procedures: methyl isocyanide¹¹⁾; ethyl isocyanide^{11,12)}; 5a¹³⁾; 5b¹⁴⁾; 5c¹⁵⁾; 5d¹⁶⁾; 5e^{13,17,18)}; 6¹⁹⁾; 7.^{18,20)} Benzyl isocyanide was purchased from Aldrich Chemical Co., Inc.

General Procedure for the Synthesis of *N*-Boc-5-(Aminomethyl)oxazoles (Tables 1, 2): Preparation of (S)-5-[1-(*tert*-Butoxycarbonyl)aminoethyl]-oxazole (8a) (Entry 4 in Table 1) A solution of methyl isocyanide (205 mg, 5.0 mmol) in THF (6 ml) was cooled to -78°C in an atmosphere of N_2 , and a 1.6 M solution (3.4 ml, 5.4 mmol) of BuLi in hexane was added dropwise over 10 min. After the mixture had been stirred for 15 min, a solution of 5a (406 mg, 2.0 mmol) in THF (2 ml) was introduced dropwise over 10 min. Stirring was continued at -78°C for 30 min and the reaction mixture was warmed to 0°C during 15 min. After addition of AcOH (0.31 ml, 5.4 mmol) and concentration of the resulting mixture under reduced pressure, the residue was partitioned between H_2O and ether. The ethereal extracts were washed with saturated aqueous NaCl, dried over anhydrous MgSO_4 , and concentrated *in vacuo* to leave a pale yellow oil. Purification of the oil by flash chromatography [hexane–AcOEt (3:2, v/v)] provided 8a (324 mg, 76%) as a colorless solid. The enantiomeric purity (98% ee) of this solid was estimated by HPLC analysis [hexane–EtOH (200:1, v/v); 1.2 ml/min]. Recrystallization from hexane afforded an analytical sample as colorless needles, mp 46.5 – 47.5°C ; $[\alpha]_D^{25} -85.1^\circ$ ($c=1.00$, MeOH); MS m/z : 212 (M^+); IR $\nu_{\text{max}}^{\text{Nujol}}$ cm^{-1} : 3345 (NH), 1684 (carbamate CO); $^1\text{H-NMR}$ (CDCl_3) δ : 1.45 (9H, s, CMe_3), 1.49 (3H, d, $J=6.8$ Hz, CHMe), 4.76 (1H, br, NH), 4.97 (1H, br, CHMe), 6.91 [1H, s, C(4)-H], 7.80 [1H, s, C(2)-H]. *Anal.* Calcd for $\text{C}_{10}\text{H}_{16}\text{N}_2\text{O}_3$: C, 56.59; H, 7.60; N, 13.20. Found: C, 56.47; H, 7.61; N, 13.17.

The other oxazoles were prepared from the *N*-Boc- α -amino esters 5a–e, 6, and 7 in a manner similar to that described above. The results are summarized in Table 2 and the oxazoles 8b–e, 9, 10, 14, and 17 thus obtained were characterized as follows.

5-[*tert*-Butoxycarbonyl]aminomethyl]oxazole (8b): Recrystallized from hexane–AcOEt (20:1, v/v) to give colorless needles, mp 41 – 42°C ; MS m/z : 198 (M^+); IR $\nu_{\text{max}}^{\text{Nujol}}$ cm^{-1} : 3330 (NH), 1678 (carbamate CO); $^1\text{H-NMR}$ (CDCl_3) δ : 1.45 (9H, s, CMe_3), 4.37 (2H, d, $J=4.9$ Hz, CH_2),

4.92 (1H, br, NH), 6.97 [1H, s, C(4)-H], 7.81 [1H, s, C(2)-H]. *Anal.* Calcd for $C_9H_{14}N_2O_3$: C, 54.53; H, 7.12; N, 14.13. Found: C, 54.44; H, 7.08; N, 14.19.

(S)-5-[1-(*tert*-Butoxycarbonyl)amino-2-phenylethyl]oxazole (**8c**): Recrystallized from hexane to give colorless needles, mp 86–88°C; $[\alpha]_D^{21} -38.3^\circ$ ($c=1.01$, $CHCl_3$); MS m/z : 288 (M^+); IR $\nu_{max}^{Nujol} cm^{-1}$: 3370 (NH), 1692 (carbamate CO); 1H -NMR ($CDCl_3$) δ : 1.40 (9H, s, CMe_3), 3.12 (2H, d, $J=6.8$ Hz, CH_2Ph), 4.81 (1H, br, NH), 5.14 (1H, br, $CHCH_2$), 6.79 [1H, s, C(4)-H], 7.06–7.28 (5H, m, CH_2Ph), 7.82 [1H, s, C(2)-H]. *Anal.* Calcd for $C_{16}H_{20}N_2O_3$: C, 66.65; H, 6.99; N, 9.72. Found: C, 66.54; H, 6.99; N, 9.67.

(S)-5-[2-Benzoyloxy-1-(*tert*-butoxycarbonyl)aminoethyl]oxazole (**8d**): Purified by flash chromatography [hexane-AcOEt (2:1, v/v)] to give a colorless oil, $[\alpha]_D^{23} -31.9^\circ$ ($c=1.03$, $CHCl_3$); MS m/z : 318 (M^+); IR $\nu_{max}^{CHCl_3} cm^{-1}$: 3445 (NH), 1713 (carbamate CO); 1H -NMR ($CDCl_3$) δ : 1.45 (9H, s, CMe_3), 3.72–3.82 (2H, m, $CHCH_2$), 4.51 and 4.55 (1H each, AB type d's, $J=12$ Hz, CH_2Ph), 5.06 and 5.22 (1H each, br, $CHCH_2$, NH), 6.98 [1H, s, C(4)-H], 7.25–7.36 (5H, m, Ph), 7.80 [1H, s, C(2)-H]; high-resolution MS Calcd for $C_{17}H_{22}N_2O_4$: 318.1580, Found: 318.1593.

(S)-5-[1-(*tert*-Butoxycarbonyl)amino-2-hydroxyethyl]oxazole (**8e**): Purified by flash chromatography [hexane-AcOEt (1:2, v/v)] to give a slightly yellow oil, $[\alpha]_D^{23} -45.5^\circ$ ($c=1.00$, $CHCl_3$); MS m/z : 228 (M^+); IR $\nu_{max}^{CHCl_3} cm^{-1}$: 3615 (OH), 3440 (NH), 1711 (carbamate CO); 1H -NMR ($CDCl_3$) δ : 1.46 (9H, s, CMe_3), 2.51 (1H, br, OH), 3.88–3.98 (2H, m, CH_2OH), 4.96 (1H, br, $CHCH_2$), 5.26 (1H, br, NH), 7.01 [1H, s, C(4)-H], 7.83 [1H, s, C(2)-H]; high-resolution MS Calcd for $C_{10}H_{16}N_2O_4$: 228.1110, Found: 228.1107.

(S)-5-[1-(*tert*-Butoxycarbonyl)pyrrolidin-2-yl]oxazole (**9**): Purified by flash chromatography [hexane-AcOEt (1:1, v/v)] to give a colorless oil, $[\alpha]_D^{26} -91.2^\circ$ ($c=1.01$, $CHCl_3$); MS m/z : 238 (M^+); IR $\nu_{max}^{film} 1698 cm^{-1}$ (carbamate CO); 1H -NMR ($CDCl_3$) δ : 1.37 (6H) and 1.45 (3H) (s each, CMe_3), 1.90–2.25 (4H) and 3.35–3.60 (2H) (m each, three CH_2 's), 4.91 (2/3H) and 5.04 (1/3H) (br each, NCH), 6.85 [1H, br s, C(4)-H], 7.77 [1H, s, C(2)-H]; high-resolution MS Calcd for $C_{12}H_{18}N_2O_3$: 238.1318, Found: 238.1318. The enantiomeric purity (92% ee) of this oil was determined by HPLC analysis [hexane-EtOH (100:1, v/v); 0.8 ml/min].

(S)-5-[3-(*tert*-Butoxycarbonyl)-2,2-dimethyloxazolidin-4-yl]oxazole (**10**) and 5-[1-(*tert*-butoxycarbonyl)aminoethyl]oxazole (**14**): The crude oil was subjected to flash chromatography [hexane-AcOEt (2:1, v/v)]. Earlier fractions afforded **14** as a colorless oil, MS m/z : 210 (M^+); IR $\nu_{max}^{CHCl_3} cm^{-1}$: 3435 (NH), 1720 (carbamate CO); 1H -NMR ($CDCl_3$) δ : 1.50 (9H, s, CMe_3), 5.23 and 5.67 (1H each, s, $C=CH_2$), 6.19 (1H, br, NH), 7.15 [1H, s, C(4)-H], 7.83 [1H, s, C(2)-H].

Later fractions in the above chromatography furnished **10** as a colorless solid, which was recrystallized from H_2O to give colorless prisms, mp 42–44°C; $[\alpha]_D^{25} -85.5^\circ$ ($c=1.03$, $CHCl_3$); MS m/z : 268 (M^+); IR $\nu_{max}^{Nujol} 1701 cm^{-1}$ (carbamate CO); 1H -NMR ($CDCl_3$) δ : 1.36 (6H) and 1.48 (3H) (s each, CMe_3), 1.56 (6/5H), 1.58 (9/5H), 1.64 (6/5H), and 1.69 (9/5H) (s each, CMe_2), 4.03–4.22 (2H, m, CH_2), 4.99 (3/5H) and 5.13 (2/5H) (m each, $CHCH_2$), 6.94 (3/5H) and 6.98 (2/5H) [s each, C(4)-H], 7.82 [1H, s, C(2)-H]. *Anal.* Calcd for $C_{13}H_{20}N_2O_4$: C, 58.19; H, 7.51; N, 10.44. Found: C, 58.01; H, 7.53; N, 10.40. The enantiomeric purity of the solid was determined to be 91% ee by HPLC analysis [hexane-EtOH (100:1, v/v); 0.6 ml/min].

(S)-5-[1-(*tert*-Butoxycarbonyl)aminoethyl]-4-phenyloxazole (**17**): Recrystallized from MeOH to give colorless needles, mp 137–138°C; $[\alpha]_D^{22} +37.0^\circ$ ($c=1.01$, $CHCl_3$); MS m/z : 288 (M^+); IR $\nu_{max}^{Nujol} cm^{-1}$: 3360 (NH), 1709 (carbamate CO); 1H -NMR ($CDCl_3$) δ : 1.43 (9H, s, CMe_3), 1.52 (3H, d, $J=6.8$ Hz, $CHMe$), 4.97 (1H, br, NH), 5.31 (1H, br, $CHMe$), 7.33–7.73 (5H, m, Ph), 7.85 [1H, s, C(2)-H]. *Anal.* Calcd for $C_{16}H_{20}N_2O_3$: C, 66.65; H, 6.99; N, 9.72. Found: C, 66.54; H, 7.04; N, 9.72.

Preparation of (S)-5-[1-(*tert*-Butoxycarbonyl)aminoethyl]-4-methylxazole (18**) (Entry 12 in Table 2)** A solution of diisopropylamine (0.76 ml, 5.4 mmol) in THF (4 ml) was cooled to $-78^\circ C$ in an atmosphere of N_2 , and a 1.5M solution (3.6 ml, 5.4 mmol) of BuLi in hexane was added dropwise. After 30 min, a solution of ethyl isocyanide (275 mg, 5.0 mmol) in THF (2 ml) was added over 5 min. Stirring was continued for 15 min and a solution of **5a** (406 mg, 2.0 mmol) in THF (2 ml) was then added dropwise over 10 min. After the mixture had been stirred for a further 30 min at $-78^\circ C$ and warmed to $0^\circ C$ over 15 min, the reaction was quenched by adding AcOH (0.31 ml, 5.4 mmol). Work-up of the resulting mixture was effected according to "General Procedure" described above. Purification of the crude oil by flash chromatography [hexane-AcOEt

(1:1, v/v)] afforded **18** (212 mg, 47%) as a pale yellow oil, $[\alpha]_D^{26} -54.9^\circ$ ($c=0.48$, $CHCl_3$); MS m/z : 226 (M^+); IR $\nu_{max}^{CHCl_3} cm^{-1}$: 3445 (NH), 1709 (carbamate CO); 1H -NMR ($CDCl_3$) δ : 1.43 (9H, s, CMe_3), 1.45 (3H, d, $J=6.3$ Hz, $CHMe$), 2.20 [3H, s, C(4)-Me], 4.82 (1H, br, NH), 4.94 (1H, br, $CHMe$), 7.70 [1H, s, C(2)-H]; high-resolution MS Calcd for $C_{11}H_{18}N_2O_3$: 226.1317, Found: 226.1317. The enantiomeric purity of this oil was estimated to be 98% ee by HPLC analysis [hexane-EtOH (200:1, v/v); 1.0 ml/min].

References and Notes

- 1) For reviews on α -metalated isocyanides, see a) Hoppe D., *Angew. Chem., Int. Ed. Engl.*, **13**, 789–804 (1974); b) Schöllkopf U., *ibid.*, **16**, 339–348 (1977); c) *Idem*, *Pure Appl. Chem.*, **51**, 1347–1355 (1979).
- 2) Schöllkopf U., Gerhart F., *Angew. Chem., Int. Ed. Engl.*, **7**, 805–806 (1968).
- 3) a) Schöllkopf U., Schröder R., *Angew. Chem.*, **83**, 358–359 (1971); b) Schröder R., Schöllkopf U., Blume E., Hoppe I., *Justus Liebig's Ann. Chem.*, **1975**, 533–546; c) Henneke K.-W., Schöllkopf U., Neudecker T., *ibid.*, **1979**, 1370–1387; d) Suzuki M., Iwasaki T., Miyoshi M., Okumura K., Matsumoto K., *J. Org. Chem.*, **38**, 3571–3575 (1973); e) Matsumoto K., Suzuki M., Miyoshi M., Okumura K., *Synthesis*, **1974**, 500–501.
- 4) For a review on oxazole alkaloids, see Jacobs H. M., Burke B. A., "The Alkaloids," Vol. 35, ed. by Brossi A., Academic Press, Inc., San Diego, 1989, Chapter 6.
- 5) For reviews on the chemistry of oxazoles, see a) Hassner A., Fischer B., *Heterocycles*, **35**, 1441–1465 (1993), and references cited therein; b) Turchi I. J., *Ind. Eng. Chem. Prod. Res. Dev.*, **20**, 32–76 (1981); c) Iddon B., *Heterocycles*, **37**, 1321–1346 (1994).
- 6) Ohba M., Kubo H., Fujii T., Ishibashi H., Sargent M. V., Arbain D., *Tetrahedron Lett.*, **38**, 6697–6700 (1997).
- 7) Similar reactions leading to the formation of olefins have been reported: a) Meffre P., Gauzy L., Branquet E., Durand P., Le Goffic F., *Tetrahedron*, **52**, 11215–11238 (1996); b) Reginato G., Mordini A., Caracciolo M., *J. Org. Chem.*, **62**, 6187–6192 (1997).
- 8) For the synthesis of 5-(aminomethyl)-4-methoxycarbonyloxazoles from optically active *N*-Boc- α -amino acids and methyl isocyanacetate by using diphenyl phosphorazidate, see a) Hamada Y., Shioiri T., *Tetrahedron Lett.*, **23**, 235–236 (1982); b) Shioiri T., Hamada Y., *Heterocycles*, **27**, 1035–1050 (1988).
- 9) Matsumoto K., Suzuki M., Miyoshi M., *J. Org. Chem.*, **38**, 2094–2096 (1973).
- 10) Still W. C., Kahn M., Mitra A., *J. Org. Chem.*, **43**, 2923–2925 (1978).
- 11) a) Casanova J., Jr., Schuster R. E., Werner N. D., *J. Chem. Soc.*, **1963**, 4280–4281; b) Schuster R. E., Scott J. E., Casanova J., Jr., "Organic Syntheses," Coll. Vol. 5, ed. by Baumgarten H. E., John Wiley and Sons, Inc., New York, 1973, pp. 772–774.
- 12) Jackson H. L., McKusick B. C., "Organic Syntheses," Coll. Vol. 4, ed. by Rabjohn N., John Wiley and Sons, Inc., New York, 1963, pp. 438–440.
- 13) Tarbell D. S., Yamamoto Y., Pope B. M., *Proc. Natl. Acad. Sci. U.S.A.*, **69**, 730–732 (1972).
- 14) Schwyzer R., Sieber P., Kappeler H., *Helv. Chim. Acta*, **42**, 2622–2624 (1959).
- 15) Boger J., Payne L. S., Perlow D. S., Lohr N. S., Poe M., Blaine E. H., Ulm E. H., Schorn T. W., LaMont B. I., Lin T.-Y., Kawai M., Rich D. H., Veber D. F., *J. Med. Chem.*, **28**, 1779–1790 (1985).
- 16) a) Dhaon M. K., Olsen R. K., Ramasamy K., *J. Org. Chem.*, **47**, 1962–1965 (1982); b) Luly J. R., Dellaria J. F., Plattner J. J., Soderquist J. L., Yi N., *ibid.*, **52**, 1487–1492 (1987).
- 17) Torrini I., Zecchini G. P., Agrosi F., Paradisi M. P., *J. Heterocycl. Chem.*, **23**, 1459–1463 (1986).
- 18) a) Garner P., Park J. M., *J. Org. Chem.*, **52**, 2361–2364 (1987); b) Garner P., Park J. M., "Organic Syntheses," Vol. 70, ed. by Meyers A. I., John Wiley and Sons, Inc., New York, 1992, pp. 18–28; c) McKillop A., Taylor R. J. K., Watson R. J., Lewis N., *Synthesis*, **1994**, 31–33.
- 19) Miles N. J., Sannes P. G., Kennewell P. D., Westwood R., *J. Chem. Soc., Perkin Trans. 1*, **1985**, 2299–2305.
- 20) Moriwake T., Hamano S., Saito S., Torii S., *Chem. Lett.*, **1987**, 2085–2088.