

A novel synthetic method of pyrrolo[2,3-b]indoles and its application to the synthesis of (\pm)-debromoflustramine B1

メタデータ	言語: eng 出版者: 公開日: 2017-10-03 キーワード (Ja): キーワード (En): 作成者: メールアドレス: 所属:
URL	http://hdl.handle.net/2297/4342

A NOVEL SYNTHETIC METHOD OF PYRROLO[2,3-*b*]INDOLES AND ITS APPLICATION
TO THE SYNTHESIS OF (±)-DEBROMOFLUSTRAMINE B¹

Masanori Somei, * Fumio Yamada, Tomoyuki Izumi, and Masahiro Nakajou

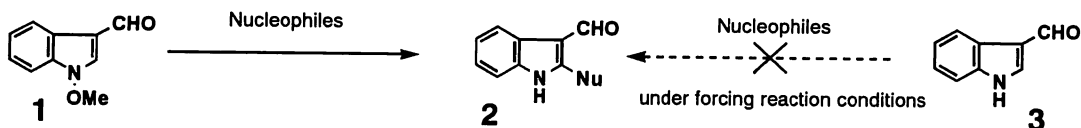
Faculty of Pharmaceutical Sciences, Kanazawa University,

13-1 Takara-machi, Kanazawa 920, Japan

Abstract ————— 1-Methoxy-3-(2-nitrovinyl)indole (**4**) functions as an electrophile and reacted with various nucleophiles regioselectively at the 2-position. Employing allyl alkoxides as nucleophiles, a novel synthetic method of pyrrolo[2,3-*b*]indoles has been elaborated. Utilizing the method, the synthesis of (±)-debromoflustramine B (**10b**) was achieved.

Nucleophilic substitution reactions are rarely observed in the indole chemistry.²⁻⁴ In our continuing project^{1b,3,5} for developing our own reaction suitable for indole alkaloids syntheses, we have disclosed as shown in Scheme 1 that 1-methoxyindole-3-carbaldehyde⁶ (**1**) undergoes nucleophilic substitution reactions³ giving 2-substituted indole-3-carbaldehydes⁷ (**2**) in sharp contrast with indole-3-carbaldehyde (**3**) which does not give **2** even under forcing reaction conditions. We now wish to report that 1-methoxy-3-(2-nitrovinyl)indole^{6a} (**4**) can also react with nucleophiles regioselectively at the 2-position. Employing the reaction to allyl alkoxides as nucleophiles, a novel synthetic method of pyrrolo[2,3-*b*]indoles^{8,9} has been elaborated and successfully applied for the synthesis of (±)-debromoflustramine B¹⁰ (**10b**).

Scheme 1



O-Nucleophiles (MeOH, EtOH, HOCH₂CH₂OH, etc.); **N-Nucleophiles** (HNMe₂, Pyrrole, Pyrrolidine, etc.);

C-Nucleophiles (MeCOMe, CH₂=CH-CH₂SiMe₃, Me₂C=CHCH₂SiMe₃, MeCO-heteroaromatics, etc.)

The compound (**4**) was obtained in 91% yield by reacting **1** with nitromethane (Scheme 2). When **4** was treated with either NaOMe in MeOH or NaOPr in PrOH, **5a** and **5b** were obtained in 85 and 45% yields, respectively. Interestingly, the reaction of **4** with sodium allyl alkoxide in *N*-methylformamide (MFA) or *N,N*-dimethylformamide (DMF) afforded **5c**

Scheme 2

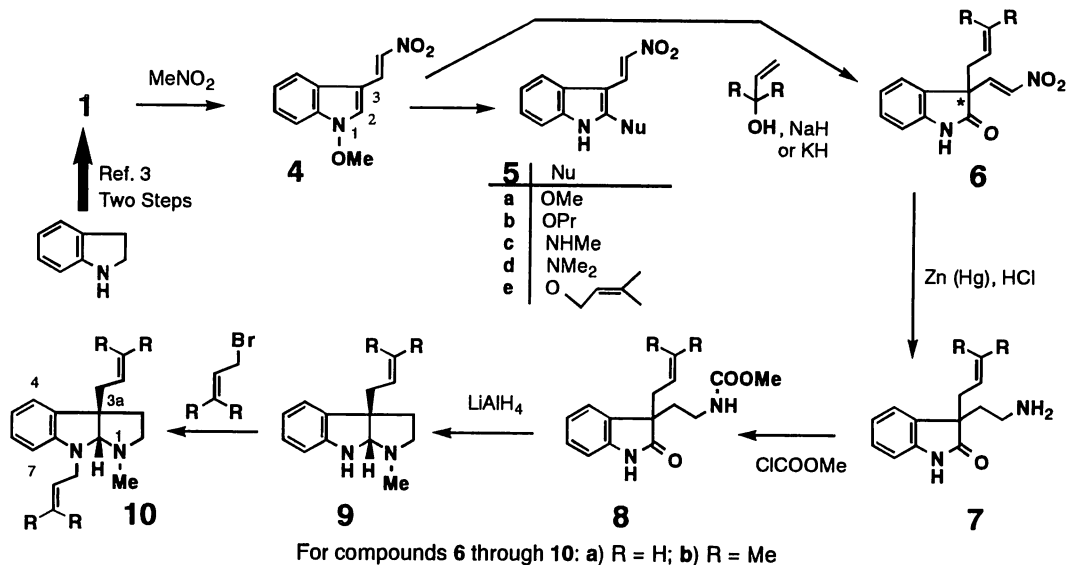
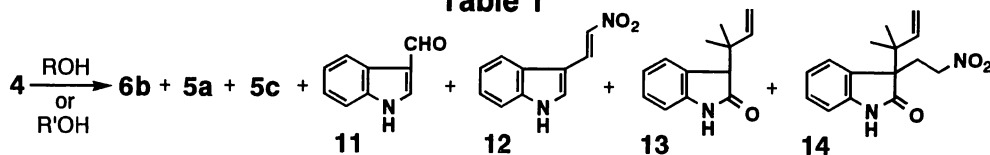
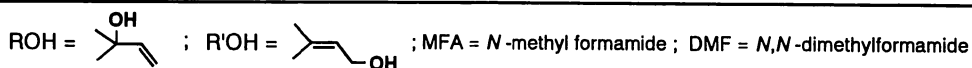


Table 1



Entry	Reaction Conditions				Yield (%) of Products						
	Solvent	Base	Temp. (°C)	Time (h)	6b	5a	5c	11	12	13	14
1	ROH	NaH	99	1	0	16	0	7	0	0	0
2	ROH	KH	reflux	1.5	0	12	0	5	0	0	0
3	ROH-MFA	NaH	109	1	0	0	75	0	0	0	0
4	ROH-DMF	Na	99	1.5	5	19	0	0	19	0	0
5	ROH-DMF	NaH	99	2.0	7	15	0	0	17	0	0
6	ROH-DMF	KH	98	2.0	12	18	0	0	12	0	0
7	ROH-HMPA	KH	88	0.5	39	27	0	0	6	0	0
8	R'OH-DMF	NaH	93	1.5	0	0	0	0	0	4	5



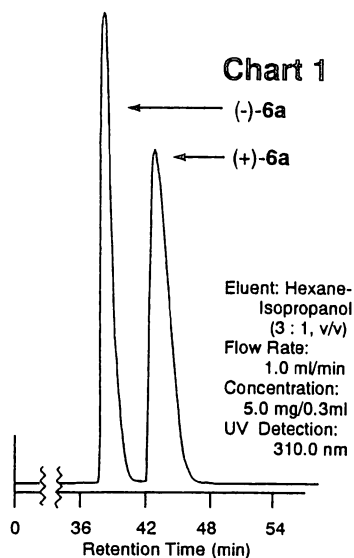
and **5d** in 58 and 49% yields, respectively.

Based on the above results, we first attempted to prepare (\pm)-3a,8-diallyl-1-methyl-1,2,3,3a,8,8a-hexahydropyrrolo[2,3-*b*]indole (**10a**) as a model compound of **10b**. As expected, the reaction of **4** with allyl alcohol/NaH in DMF at 86°C produced 2-allyloxy-3-(2-nitrovinyl)indole (**5e**) and (\pm)-3-allyl-3-(2-nitrovinyl)-2-oxindole (**6a**) in 65 and 6% yields,

respectively. Claisen type rearrangement of **5e** proceeded by heating it at 144°C on celite resulting in the formation of **6a** in 95% yield. Reduction of **6a** with Zn(Hg)-HCl gave 3-allyl-3-(2-aminoethyl)-2-oxindole (**7a**) in 99% yield. After preparation of 3-allyl-3-[2-(methoxycarbonyl)aminoethyl]-2-oxindole (**8a**) in 88% yield by reacting **7a** with methyl chloroformate, reduction of **8a** with LiAlH₄ produced 3a-allyl-1-methyl-1,2,3,3a,8,8a-hexahydropyrrolo[2,3-*b*]indole (**9a**) in 62% yield. Subsequent treatment of **9a** with BuLi at -18°C and then with allyl bromide produced **10a** in 96% yield. Since the synthesis of **10a** was successful, we turned our attention to the synthesis of (±)-debromoflustramine B (**10b**). Unexpectedly, the reaction of **4** with bulky 2-methyl-3-buten-2-ol was troublesome step and required various examinations. Some typical results are shown in Table 1. As can be seen from the Table, product distributions have dramatically changed depending on the solvent and base. Although the optimum reaction conditions are still not made, we can now obtain the desired 3-(3,3-dimethylallyl)-3-(2-nitrovinyl)-2-oxindole (**6b**) in 39% yield (Entry 7). It should be mentioned that the formation of 3-(1,1-dimethylallyl)-3-(2-nitroethyl)-2-oxindole (**14**) was observed, though the yield was low, together with **13**^{3d} in the reaction of **4** with 3-methyl-2-buten-1-ol (Entry 8).

With the desired **6b** in hand, we could prepare **10b** without any trouble by the same sequence of reactions as shown above. Thus, **6b** was transformed to **7b** in 76% yield. Then, **7b** was converted to **8b** in 77% yield. Reduction of **8b** with LiAlH₄ led to **9b** in 61% yield. Finally, the treatment of **9b** with BuLi at -18°C and then with prenyl bromide produced **10b** in 54% yield.

Optical resolution of (±)-**6a** was readily achieved by utilizing Chiralpak AS column (Daicel) chromatography. As shown in Chart 1, both enantiomers showed base line resolution to give pure (+)-**6a** and (-)-**6a**. Pure (+)-**6b** was resolved utilizing Chiralcel OC column (Daicel), yet (-)-**6b**⁹ was obtained as 76% ee mixture. For the syntheses of chiral pyrrolo[2,3-*b*]indole derivatives, study to determine the absolute configurations of (+)-**6a** and (-)-**6a** is now in progress.



REFERENCES AND NOTES

- This is partly reported, Abstracts of Papers, 16th International Congress of Heterocyclic Chemistry, Bozeman, August, 1997, POII-248. a) This report is Part 86 of a series entitled "The Chemistry of Indoles". b) Part 85: M. Somei, F. Yamada, and G. Yamamura, *Chem. Pharm. Bull.*, submitted. c) All new compounds gave satisfactory spectral and elemental analysis or high-resolution MS data for crystals or oils, respectively. **5a**) mp 209.0-212.0°C (decomp); **5b**) mp 191.0-198.0°C (decomp); **5c**) mp 229.5-231.0°C (decomp); **5d**) mp 236.0-239.0°C (decomp); **5e**) mp 124.0-129.0°C; **6a**) mp 124.0-127.5°C (decomp); (+)-**6a**) mp 144.0-150.5°C (decomp), $[\alpha]_D^{24} +41.46^\circ$ (c = 0.301, CHCl₃);

- (-)-**6a**) mp 144.0-150.5°C (decomp), $[\alpha]_D^{24}$ -41.68° (c = 0.300, CHCl₃); **6b**) mp 84.0-85.0°C; (+)-**6b**) mp 64.5-65.5°C, $[\alpha]_D^{25}$ +28.44° (c = 0.307, CHCl₃); (-)-**6b**) oil, $[\alpha]_D^{25}$ -21.68° (76% ee, c = 0.304, CHCl₃); **7a**) oil; **7b**) oil; **8a**) mp 125.0-126.0°C; **8b**) oil; **9a**) mp 103.5-105.0°C; **9b**) mp 57.0-59.0°C; **10a**) oil; **10b**) oil; **13**) mp 149.0-150.0°C; **14**) oil.
- Nucleophilic substitution reactions were suggested in the following reports: R. J. Sundberg, *J. Org. Chem.*, 1965, **30**, 3604; J. Billet and S. G. Smith, *Tetrahedron Lett.*, 1969, 4465; P. G. Gassman, G. A. Campbell, and G. Mehta, *Tetrahedron*, 1972, **28**, 2749; T. Hino, M. Endo, M. Tonozuka, Y. Hashimoto, and M. Nakagawa, *Chem. Pharm. Bull.*, 1977, **25**, 2350; M. De. Rosa and J. L. T. Alonsa, *J. Org. Chem.*, 1978, **43**, 2639; D. V. C. Awang and A. Vincent, *Can. J. Chem.*, 1980, **58**, 1589; M. De. Rosa, L. Carbognani, and A. Febres, *J. Org. Chem.*, 1981, **46**, 2054; M. M. Cooper, G. J. Hignett, and J. A. Joule, *J. Chem. Soc., Perkin Trans. 1*, 1981, 3008; M. G. Beal, W. R. Ashcroft, M. M. Cooper, and J. A. Joule, *ibid.*, 1982, 435; L. Dalton, G. L. Humphrey, M. M. Cooper, and J. A. Joule, *ibid.*, 1983, 2417; T. Nagayoshi, S. Saeki, and M. Hamana, *Chem. Pharm. Bull.*, 1984, **32**, 3678; R. M. Acheson, "Advances in Heterocyclic Chemistry", Vol. 51, Academic Press, Inc., New York, pp. 105-175, 1990; J. Becher, P. L. Jrgensen, K. Pluta, N. J. Krake, and B. F. Hansen, *J. Org. Chem.*, 1992, **57**, 2127; P. H. H. Hermkens, R. Plate, C. G. Kruse, H. W. Scheeren, and H. C. J. Ottenheijm, *ibid.*, 1992, **57**, 3881.
 - a) Review: M. Somei, *J. Synth. Org. Chem.*, 1991, **49**, 205. b) T. Kawasaki, A. Kodama, T. Nishida, K. Shimizu, and M. Somei, *Heterocycles*, 1991, **32**, 221; c) M. Somei, T. Kawasaki, Y. Fukui, F. Yamada, T. Kobayashi, H. Aoyama, and D. Shinmyo, *ibid.*, 1992, **34**, 1877; d) F. Yamada, Y. Fukui, D. Shinmyo, and M. Somei, *ibid.*, 1993, **35**, 99; e) M. Somei and Y. Fukui, *ibid.*, 1993, **36**, 1859; f) F. Yamada, D. Shinmyo, and M. Somei, *ibid.*, 1994, **38**, 273.
 - M. F. Comber and C. J. Moody, *Synthesis*, 1992, 731. Chromium complex: A. P. Kozikowski and K. Isobe, *J. Chem. Soc., Chem. Commun.*, 1978, 1076; M. F. Semmelhack, W. Wulff, and J. L. Garcia, *J. Organomet. Chem.*, 1982, **240**, C5; C. W. Holzapfel and F. W. H. Kruger, *Aust. J. Chem.*, 1992, **45**, 99; M. F. Semmelhack and H. Rhee, *Tetrahedron Lett.*, 1993, **34**, 1399 and references cited therein.
 - Review: M. Somei, *Yakugaku Zasshi*, 1988, **108**, 361 and references before 1988 are cited therein. M. Somei, K. Kobayashi, K. Tanii, T. Mochizuki, Y. Kawada, and Y. Fukui, *Heterocycles*, 1995, **40**, 119; M. Somei, K. Aoki, Y. Nagahama, and K. Nakagawa, *ibid.*, 1995, **41**, 5; F. Yamada, S. Hamabuchi, A. Shimizu, and M. Somei, *ibid.*, 1995, **41**, 1905; M. Somei, H. Hayashi, T. Izumi, and S. Ohmoto, *ibid.*, 1995, **41**, 2161; M. Somei and T. Kawasaki, *ibid.*, 1996, **42**, 281; M. Somei and K. Nakagawa, *ibid.*, 1997, **45**, 1263 and references cited therein.
 - a) R. M. Acheson, P. G. Hunt, D. M. Littlewood, B. A. Murrer, and H. E. Rosenberg, *J. Chem. Soc., Perkin Trans. 1*, 1978, 1117; b) M. Somei, H. Ohnishi, and Y. Shoken, *Chem. Pharm. Bull.*, 1986, **34**, 677; c) M. Somei and T. Kawasaki, *Heterocycles*, 1989, **29**, 1251.
 - M. Somei, S. Sayama, K. Naka, and F. Yamada, *Heterocycles*, 1988, **27**, 1585; M. Somei and T. Kobayashi, *ibid.*, 1992, **34**, 1295.
 - A lot of literatures are published. Followings are a part of literatures relating to flustramines; V. Bocchi, G. Casnati, and R. Marchelli, *Tetrahedron*, 1978, **34**, 929; J. S. Carlé and C. Christophersen, *J. Org. Chem.*, 1981, **46**, 3440; T. Hino, T. Tanaka, K. Matsuki, and M. Nakagawa, *Chem. Pharm. Bull.*, 1983, **31**, 1806; P. Muthasubramanian, J. S. Carlé, and C. Christophersen, *Acta Chem. Scand.*, 1983, **B37**, 803; T. Kawasaki, R. Terashima, K. Sakaguchi, H. Sekiguchi, and M. Sakamoto, *Tetrahedron Lett.*, 1996, **37**, 7525 and references cited therein.
 - Fuji and co-workers has already prepared optically active **6b** as 78% ee mixture, yet its physical data have not been reported: K. Fuji, T. Kawabata, T. Ohmori, and M. Node, *Syn. Lett.*, 1995, 367.
 - M. Bruncko, D. Crich, and R. Samy, *J. Org. Chem.*, 1994, **59**, 5543 and references cited therein.

Received, 4th September, 1997