

# 結核化学療法 の 基礎的研究

## 第 4 9 報

o-Aminophenol 系 N-Acyl 誘導体並に  
諸他化合物の抗結核菌作用に就ての検索

金沢大学結核研究所薬理製剤部 (主任: 岡本肇教授)

姫 野 保 徳

*Yasunori Himeno*

宝 達 務

*Tsutomu Hotatsu*

有 沢 和 夫

*Kazuo Arisawa*

越 村 三 郎

*Saburo Koshimura*

金沢大学医学部薬物学教室 (主任: 石坂教授)

平 田 良 三

*Ryozo Hirata*

(受付 昭和29年3月10日)

**Yasunori Himeno, Tsutomu Hotatsu, Kazuo Arisawa, Saburo Koshimura and Ryozo Hirata: Fundamental Studies in Chemotherapy of Tuberculosis. Part XXXIX. Tuberculo-Bacteriostatic Experiments with o-Aminophenol N-Acyl Derivatives, and Other Compounds.**

囊に当研究室に於て o-Aminophenol N-Acyl 誘導体に属する多数の物質に就いて行われた結核菌に対する菌発育阻止力試験の成績を通覧すると、其の何れもが抗菌力に於て o-Aminophenol に到底比肩し得べくもないという結果<sup>1-6)</sup>が得られているのであるが、本

論文は其の続行として其の後新たに合成した o-Aminophenol 系 N-Acyl 誘導体10種と、Hydrazide 系誘導体3種及び其の他の物質11種都合24種の物質に就いてそれ等の抗菌力を試験して得た成績を総括的に展示したものである。

### Summary

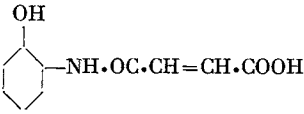
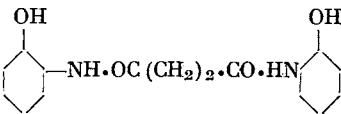
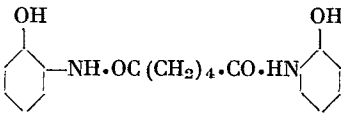
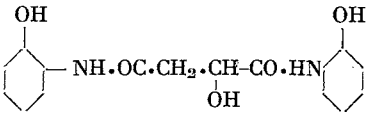
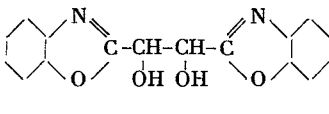
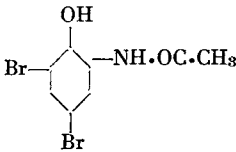
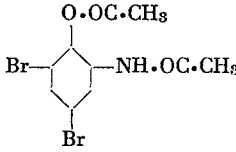
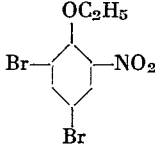
24 Samples, in total, of N-acyl derivatives in the series of o-Aminophenol and other Compounds tested on the tuberculo-

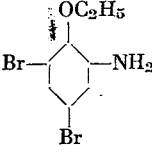
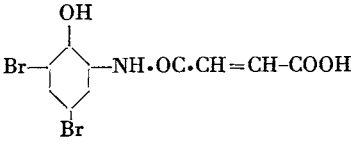
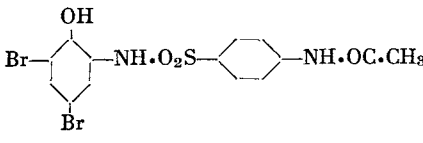
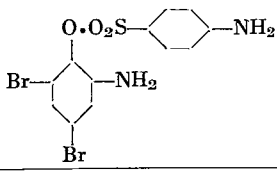
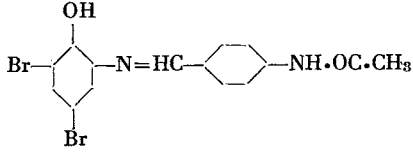
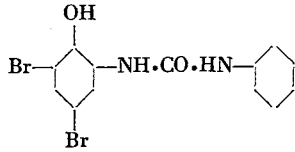
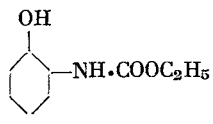
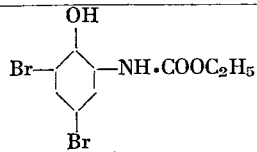
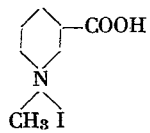
bacteriostatical activity were only possessed of very slightly activity.

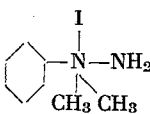
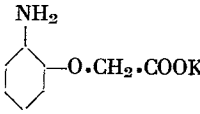
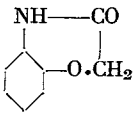
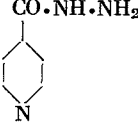
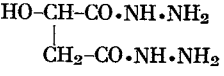
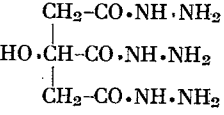
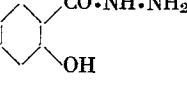
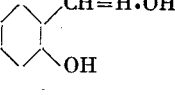
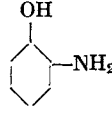
### 文 献

1) 松田研齋: 金大結研年報 3, 1, 1944. 2) 越村三郎, 林栄一: 同誌 4, 95, 1945. 3) 林栄一: 同誌 4, 111, 1945. 4) 高森正章:

同誌 6, 137, 1947. 5) 相良真正: 同誌 7, 1, 1948. 6) 越浦良三: 同誌, 9 (上), 48, 1950.

No.	Substance (m.p., °C)	Formula	Minimum Growth Inhibitory Concentration*
611	N-Maleyl-2-aminophenol (185°)		1 : 160,000
612	Succinyl-bis-2-aminophenol (192-3°)		1 : 40,000
613	Adipinyl-bis-2-aminophenol (186-7°)		1 : 64,000
614	Malyl-bis-2-aminophenol (180-1°)		1 : 20,000
615	Tartaryl-bis-anhydro-2-aminophenol (237°)		1 : 160,000
616	4,6-Dibromo-2-acetylaminophenol (186°)		1 : 8,000
617	4,6-Dibromo-O,N-diacetyl-2-aminophenol (198°)		1 : 8,000
618	4,6-Dibromo-2-nitrophenetol (46°)		1 : 10,000

619	4,6-Dibromo-2-aminophenetol (92°)		1 : 8,000
620	4,6-Dibromo-2-maleylaminophenol (151°)		[1 : 40,000]**
621	4,6-Dibromo-2-(p-acetylaminobenzenesulfoneamino)-phenol (224° decomp.)		[1 : 10,000]
622	p-Aminobenzenesulfone-4,6-dibromo-2-aminophenol ester (148-9°)		1 : 40,000
623	4,6-Dibromo-2-(p-acetylaminobenzalmino)-phenol (217°)		1 : 64,000
624	N-(2-Hydroxy-3,5-dibromophenyl)-N'-phenylurea (227-8°)		1 : 10,000
625	2-Hydroxyphenyl-urethane (85°)		1 : 20,000
626	2-Hydroxy-3,5-dibromophenylurethane (124-5°)		1 : 20,000
607	Nicotinic acid iodomethylate (238° decomp.)		1 : 20,000

608	N,N-Dimethyl-N-phenyl hydrazone iodide (125°)		[1 : 8,000]
609	Potassium salt of 2- Aminophenoxyacetic acid		[1 : 4,000]
610	Anhydride form of 2-Aminophenoxyacetic acid (171°)		[1 : 4,000]
643	Iso nicotinic acid hydrazide (168-171°)		1 : 2,560,000
644	Malic acid dihydrazide (176-7° decomp.)		1 : 40,000
645	Citric acid trihydrazide ( — )		1 : 80,000
646	Salicylic acid hydrazide (147-9°)		1 : 40,000
647	Salicylaldoxime (57°)		1 : 80,000
56	o-Aminophenol (174°)		1 : 1,280,000~ 2,560,000

\* Medium : Kirchner's medium containing 10% rabbit's serum (pH=6.8)

\*\* [1:40,000]=Not inhibitory in a dilution of 1:40,000