

Entropy of spatial monopole currents in pure SU(2) QCD at finite temperature

メタデータ	言語: eng 出版者: 公開日: 2017-10-05 キーワード (Ja): キーワード (En): 作成者: メールアドレス: 所属:
URL	https://doi.org/10.24517/00028525

This work is licensed under a Creative Commons Attribution-NonCommercial-ShareAlike 3.0 International License.



Entropy of spatial monopole currents in pure SU(2) QCD at finite temperature

M. N. Chernodub

Institute of Theoretical and Experimental Physics, B. Cheremushkinskaya 25, Moscow, 117259, Russia

Katsuya Ishiguro

*Institute for Theoretical Physics, Kanazawa University, Kanazawa 920-1192, Japan
RIKEN, Radiation Laboratory, Wako 351-0158, Japan*

Tsuneo Suzuki

*Institute for Theoretical Physics, Kanazawa University, Kanazawa 920-1192, Japan
RIKEN, Radiation Laboratory, Wako 351-0158, Japan*

(Received 22 March 2005; published 20 May 2005)

We study properties of spacelike monopole trajectories in the Maximal Abelian gauge of quenched SU(2) QCD at finite temperature. We concentrate on infrared monopole clusters which are responsible for the confinement properties of the theory. We determine numerically the effective action of the monopoles projected onto the three-dimensional time-slice. Then we derive the length distributions of the monopole loops and fix their entropy.

DOI: 10.1103/PhysRevD.71.094506

PACS numbers: 11.15.Ha, 12.38.Gc, 14.80.Hv

I. INTRODUCTION

The interest in the Abelian monopoles in the non-Abelian gauge theories is motivated by a central role of these objects in the dual superconductor mechanism [1] of color confinement. The Abelian monopoles can be considered as particular configurations of gluon fields with magnetic quantum numbers. In pure non-Abelian gauge theories the Abelian monopoles do not exist at the classical level. However, these topological defects can successfully be identified given a configuration of the gluon fields in a particular Abelian gauge [2]. There are many Abelian gauges among which the most popular one is the Maximal Abelian (MA) gauge [3]. In this gauge the off-diagonal gluon fields are suppressed and short-ranged contrary to the diagonal (Abelian) gluon fields [4]. There are many numerical experiments confirming that Abelian degrees of freedom are responsible for the confinement of color (for a review, see Ref. [5]). In particular, it was observed in Refs. [6,7] that the tension of the chromoelectric string is dominated by the Abelian monopole contributions. Moreover, the monopole condensate—which guarantees the formation of the chromoelectric string between the quarks—exists in the confinement phase and disappears in the deconfinement phase [8,9].

The trajectories of the Abelian monopoles form two different types of clusters. A typical configuration contains a lot of finite-sized clusters and one large percolating cluster [10,11]. The percolating cluster (or, the infrared (IR) cluster) occupies the whole lattice while the sizes of the other clusters have an ultraviolet nature. The monopole condensate corresponds to the so-called percolating (infrared) cluster of the monopole trajectories. The tension of the confining string gets a dominant contribution from the IR monopole cluster [11] while the finite-sized ultraviolet

(UV) clusters do not play any role in the confinement. Various properties of the UV and IR monopole clusters were investigated previously in Refs. [11–13].

At high temperatures the Abelian monopoles become static. In the high temperature phase the IR monopole cluster disappears [10,11] and, consequently, the confinement of the static quarks is lost. Since the static currents do not play any role in confinement we concentrate below on the spatial components of the IR monopole cluster. We investigate the action, the length distribution and the entropy of spatial components of the infrared monopole clusters. We follow Ref. [13] where energy and entropy of the monopole currents were studied at zero temperature. Our preliminary results were reported in Ref. [14].

The plan of the paper is as follows. In Sec. II we describe the model and provide the description of the monopole currents. The details of numerical simulations are also given in this section. Section III is devoted to the investigation of the Abelian monopole action obtained by the inverse Monte-Carlo method for the clusters of the spatially-projected Abelian monopoles. In Sec. IV we study the length distributions of the infrared clusters of the spatially-projected monopole clusters. The knowledge of the monopole action and cluster distribution allows us to calculate the entropy of the spatial monopole currents which is discussed in Sec. V. Our conclusions are presented in the last section.

II. MODEL

We study pure SU(2) QCD with the standard Wilson lattice action for gluon fields,

$$S(U) = -\frac{\beta}{2} \text{Tr} \sum_P U_P, \quad (1)$$

where β is the coupling constant, the sum goes over all plaquettes of the lattice, and $U_P \equiv U_{s,\mu\nu} = U_{s,\mu} U_{s+\hat{\mu},\nu} U_{s+\hat{\nu},\mu}^\dagger U_{s,\nu}^\dagger$ is the SU(2) plaquette constructed from link fields, $U_{s,\mu}$. We work in the MA gauge [3] defined by the maximization of the lattice functional

$$R = \sum_{s,\hat{\mu}} \text{Tr}(\sigma_3 \tilde{U}(s, \mu) \sigma_3 \tilde{U}^\dagger(s, \mu)), \quad (2)$$

with respect to the gauge transformations $U(s, \mu) \rightarrow \tilde{U}(s, \mu) = \Omega(s) U(s, \mu) \Omega^\dagger(s + \hat{\mu})$. In the continuum limit the local condition of maximization (2) can be written in terms of the differential equation, $(\partial_\mu + igA_\mu^3) \times (A_\mu^1 - iA_\mu^2) = 0$. Both this condition and the functional (2) are invariant under residual U(1) gauge transformations, $\Omega^{\text{Abel}}(\omega) = \text{diag}(e^{i\omega(s)}, e^{-i\omega(s)})$.

After the Abelian gauge is fixed we perform the projection of the non-Abelian gauge fields, $U_{s,\mu}$, onto the Abelian ones, $u_{s,\mu} = e^{i\theta_{s,\mu}}$:

$$\tilde{U}(s, \mu) = \begin{pmatrix} (1 - |c(s, \mu)|^2)^{1/2} & -c^*(s, \mu) \\ c(s, \mu) & (1 - |c(s, \mu)|^2)^{1/2} \end{pmatrix} \times \begin{pmatrix} u(s, \mu) & 0 \\ 0 & u^*(s, \mu) \end{pmatrix}, \quad (3)$$

where $c(s, \mu)$ corresponds to the charged (off-diagonal) matter fields.

As we have discussed above, the dominant information about the confinement properties of the theory is located in the monopole configurations which are identified with the help of the Abelian phases of the diagonal fields, $\theta_{s,\mu}$. The Abelian field strength $\theta_{\mu\nu}(s) \in [-4\pi, 4\pi]$ is defined on the lattice plaquettes by a link angle $\theta(s, \mu) \in [-\pi, \pi]$ as $\theta_{\mu\nu}(s) = \theta(s, \mu) + \theta(s + \hat{\mu}, \nu) - \theta(s + \hat{\nu}, \mu) - \theta(s, \nu)$. The field strength $\theta_{\mu\nu}(s)$ can be decomposed into two parts,

$$\theta_{\mu\nu}(s) = \bar{\theta}_{\mu\nu}(s) + 2\pi m_{\mu\nu}(s), \quad (4)$$

where $\bar{\theta}_{\mu\nu}(s) \in [-\pi, \pi]$ is interpreted as the electromagnetic flux through the plaquette and $m_{\mu\nu}(s)$ can be regarded as a number of the Dirac strings piercing the plaquette.

The elementary monopole current can conventionally be constructed using the DeGrand-Toussaint [15] definition:

$$k_\mu(s) = \frac{1}{2} \epsilon_{\mu\nu\rho\sigma} \partial_\nu m_{\rho\sigma}(s + \hat{\mu}), \quad (5)$$

where ∂ is the forward lattice derivative. The monopole current is defined on a link of the dual lattice and takes the values 0, ± 1 , ± 2 . Moreover the monopole current satisfies the conservation law automatically,

$$\partial'_\mu k_\mu(s) = 0, \quad (6)$$

where ∂' is the backward derivative on the dual lattice.

The monopole current (5) corresponds to the monopole charge defined on the scale of the elementary lattice spac-

ing, a . Obviously, the scale a becomes smaller as we approach the continuum limit. In order to study the properties of the monopoles at fixed *physical* scales we use the so-called extended monopoles [10]. The n^3 extended monopole is defined on a coarse sublattice with the lattice spacing $b = na$. Thus the construction of the extended monopoles corresponds to a block-spin transformation of the monopole currents with the scale factor n ,

$$k_\mu^{(n)}(s) = \sum_{i,j,l=0}^{n-1} k_\mu(ns + (n-1)\hat{\mu} + i\hat{\nu} + j\hat{\rho} + l\hat{\sigma}). \quad (7)$$

Since the timelike monopole currents are not essential for the confinement properties we concentrate on the spatial components of the currents. Namely, we investigate spatially-projected currents,

$$K_i^{(n)}(\vec{s}) = \sum_{s_4=0}^{L_t-1} k_i^{(n)}(s, s_4), \quad i = 1, 2, 3, \quad (8)$$

which are integer-valued and closed.

Technically, we generate 2000–10000 configurations of the SU(2) gauge field, U , for $\beta = 2.3 \sim 2.6$ on the lattices $L_s^3 \times L_t$, with $L_s = 24, 32, 48, 72$ and $L_t = 4, 6, 8, 12, 16$. The number of generated configuration depends on the value of β and lattice volume. We fix the gauge with the help of the usual iterative algorithm. In this paper we used the same methods as in the zero-temperature case studied in Ref. [13]. Thus we refer an interested reader to Ref. [13] for a more detailed description of the numerical procedures. Below we concentrate on the description of the numerical results.

III. MONOPOLE ACTION

In what follows we discuss an effective model of the monopole currents corresponding to pure SU(2) QCD. Formally, we get this effective model through the gauge-fixing procedure applied to the original model. Then we integrate out all degrees of freedom but the monopole ones. An effective monopole action is related to the original non-Abelian action $S[U]$ as follows:

$$Z = \int \mathcal{D}U \delta(X) \Delta_{FP}(U) e^{-S[U]} = \left(\prod_{s,\mu} \sum_{k_\mu(s)=-\infty}^{\infty} \right) \left(\prod_s \delta_{\partial'_\mu k_\mu(s), 0} \right) e^{-S_{\text{eff}}^{\text{mon}}[k]}. \quad (9)$$

We omit irrelevant constant terms in front of the partition function. The term $\delta(X)$ represents the gauge-fixing condition and $\Delta_{FP}(U)$ is the corresponding Faddeev-Popov determinant. As we have discussed above, the MA gauge-fixing condition is given by a maximization of the functional (2) and therefore the local condition $X = 0$, implied in Eq. (9), is used here as a formal simplified notation.

Numerically, the monopole action of the 3D projected IR monopole clusters can be defined using the inverse Monte-Carlo method [8]. The action is represented in a

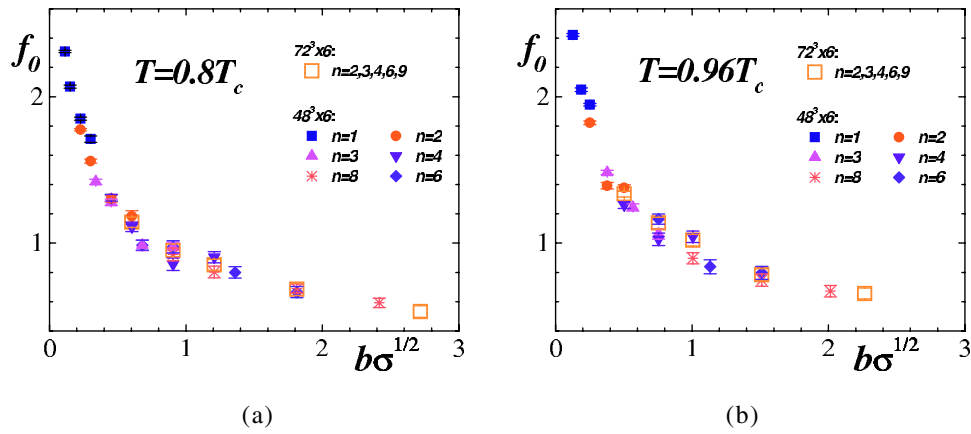


FIG. 1 (color online). The coefficient f_0 of the monopole action (11) vs. the scale parameter b for the lattice sizes $L_s^3 \times 6$, $L_s = 48, 72$ and blocking factors, $n = 1 \dots 9$, at temperatures (a) $T = 0.8T_c$ and (b) $T = 0.96T_c$.

truncated form [8,16] as a sum of the m -point ($m \geq 2$) operators S_i :

$$S_{\text{mon}}[K] = \sum_i f_i S_i[K], \quad (10)$$

where f_i are the coupling constants. Following Ref. [13] we adopt only the two-point interactions in the monopole action, $S_i \sim K_i(s)K_j(s')$.

Similarly to the 4D case we find that the monopole action of the spatially-projected currents is proportional with a good accuracy to the length $L[K]$ of the monopole loop K ,

$$S_{\text{mon}}[K] \simeq f_0 L[K] + \text{const.} \quad (11)$$

The important property of the monopole action is that the couplings f_i are the functions of the scale $b = na$, Eq. (7), at which the monopole charge is defined. To illustrate this fact we show the dependence of the coupling constant f_0 on $b = na(\beta)$ for various β and n in Fig. 1.

From Fig. 1 one observes the almost perfect scaling: the coupling constant f_0 depends only on parameter b and not on either n or a separately. The action is near to the renormalized trajectory which corresponds to the continuum effective action. Moreover, the result does not depend

on the spatial extension of the lattice, L_s . Thus the action of the spatially-projected monopole current shows the scaling similarly to the action of the unprojected monopoles [8,16].

IV. LENGTH DISTRIBUTION

The length distribution of the spatially-projected monopole clusters is shown in Fig. 2. In the confinement phase, $T < T_c$, only the infrared part of the distribution is shown. One can see that the length (in physical units) of the monopole trajectory belonging to the percolating cluster becomes shorter as the temperature increases. This fact is expected because the monopole condensate is “evaporating” as temperature increases towards the transition point, and, therefore, the infrared part of the monopole currents should be more and more diluted.

At $T > T_c$ the percolating cluster of the spatially-projected currents disappears, and, consequently, the confinement of quarks is lost. The behavior of the elementary and blocked currents is qualitatively the same. According to Ref. [13] the length of the 4D IR monopole currents in the finite-volume V is distributed with the Gaussian law,

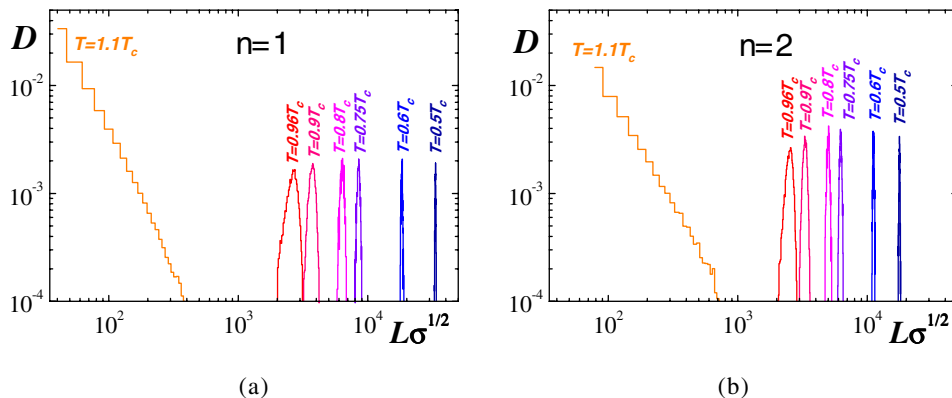


FIG. 2 (color online). The distributions of the spatial monopole currents at various temperatures. For the low temperatures, $T < T_c$, the UV-part of the distributions is not shown.

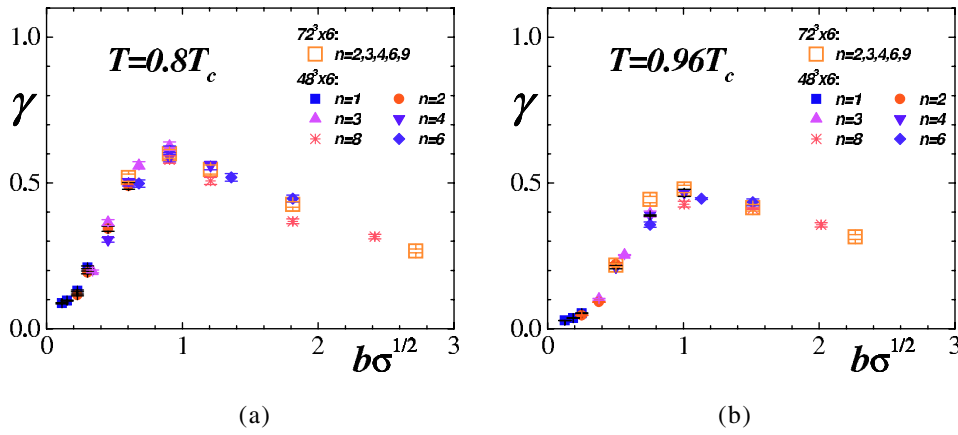


FIG. 3 (color online). The same as in Fig. 1 but for the coefficient γ of the distribution (12).

which is in the finite-temperature case can be formulated as follows:

$$D^{IR}(L) \propto \exp\{-\alpha(b, V)L^2 + \gamma(b, T)L\}. \quad (12)$$

The length distribution function, $D(L)$, is proportional to the weight with which the particular trajectory of the length L contributes to the partition function. In Eq. (12) we neglect a power-law prefactor, $1/L^\tau$ with $\tau \sim 3$, which is essential for the distribution of the ultraviolet clusters [12] and not essential for the distribution of the infrared clusters [13].

The Gaussian form of the distribution (12) means that the clusters have the typical length

$$L_{\max} = \gamma(b, T)/2\alpha(b, V), \quad (13)$$

where V is the three-dimensional volume. The coefficient α plays a role of the infrared cut-off which emerges due to the finite volume. In other words, the length of the monopole trajectory in an infrared cluster is restricted by the lattice boundary. However, since the cluster is infrared the length of the monopole trajectory in this cluster must be proportional to the total volume, $L_{\max} \propto V$. The linear part of the distribution (12) gets a contribution from the monopole action and the monopole entropy (we discuss this issue below). Therefore the coefficient γ should not depend on the volume in the thermodynamic limit. Thus, we expect

$$\alpha(b, V) = A(b)/V, \quad (14)$$

where $A(b)$ is a certain function of the scale parameter b . One may suggest that the parameter A should not significantly depend on the temperature T since the factor is more kinematical than dynamical. The temperature influences the dynamical characteristics of the monopoles such as the effective three-dimensional action. The effective monopole action contributes to the coefficient γ and, as a consequence, the temperature influences the projected monopole density via the γ -coefficient.

Using Eqs. (13) and (14) one can obtain that the monopole density in the infrared cluster is finite in the thermo-

dynamic limit and is given by the formula

$$\rho_{IR} = \frac{L_{\max}}{V} \equiv \frac{\gamma(b, T)}{2A(b)}. \quad (15)$$

We fit the numerically obtained distributions of the 3D projected currents by the function (12) and then use a bootstrap method¹ to estimate the statistical errors of the fitting parameters. In Fig. 3 we show the coupling constant $\gamma(b, T)$ as a function of the scale parameter, b , at temperatures $T = 0.8T_c$ and $T = 0.96T_c$. As in the cases of the monopole action and the parameter f_0 in Fig. 1, the data show good b -scaling and are independent of the volume. In a small b -region we find that $\gamma \propto b^\eta$ with $\eta \sim 3$ for low temperatures, $T \sim 0.5T_c$, whereas $\eta \sim 2$ for $T \rightarrow T_c$.

The numerical values of the parameter A are shown in Fig. 4. The parameter A is independent of the lattice volume, indicating that in the thermodynamic limit the coefficient α in the Gaussian distribution (12) vanishes.

Using Eq. (15) we calculate the monopole density corresponding to the infrared cluster. The density is shown in Fig. 5. The density diminishes as the scale factor b increases, while at small b the density shows a plateau. As the temperature increases the density (at a fixed value of b) becomes smaller.

The confining objects in the Abelian gauge are the Abelian monopoles. The size of the monopole core is [17] $r_{\text{mon}} \approx 0.05$ fm. The monopoles are detected using the Gauss theorem applied to the magnetic field coming outside the cube of the size b^3 . If $b < r_{\text{mon}}$ then the monopole cube is too small to detect the charge of much larger monopole and the monopole density—measured using the Gauss law—is vanishingly small. Indeed, one can see² that the monopole density in Fig. 5 has a tendency to diminish at smaller $b\sqrt{\sigma} \lesssim 0.1$.

¹A detailed description of the corresponding bootstrap method is given in Ref. [13].

²Note, however, that the effect (if exists) is within the errors of the data points. Therefore we cannot make a definite conclusion about the size of the monopole core from our data.

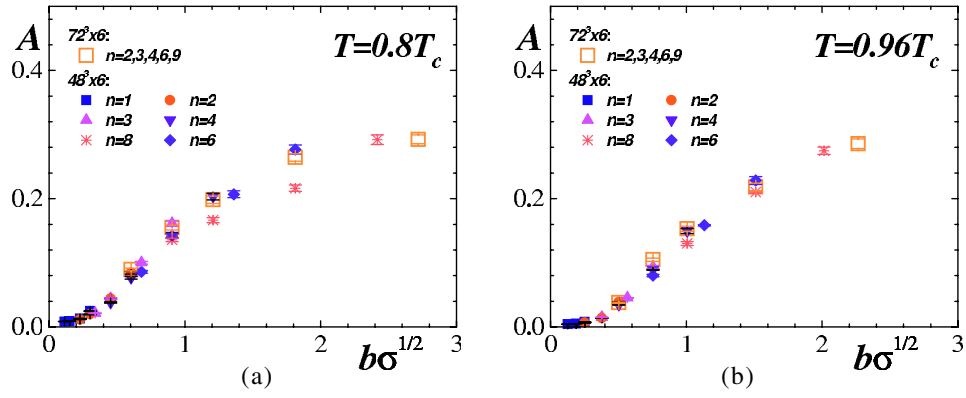


FIG. 4 (color online). The same as in Fig. 1 but for the ratio $A(b)$, Eq. (14).

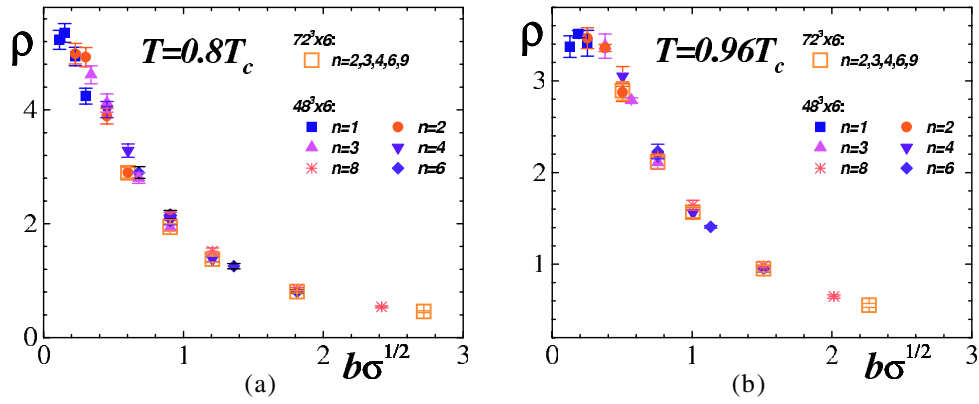


FIG. 5 (color online). The same as in Fig. 1 but for the monopole density ρ corresponding to the infrared cluster, Eq. (15).

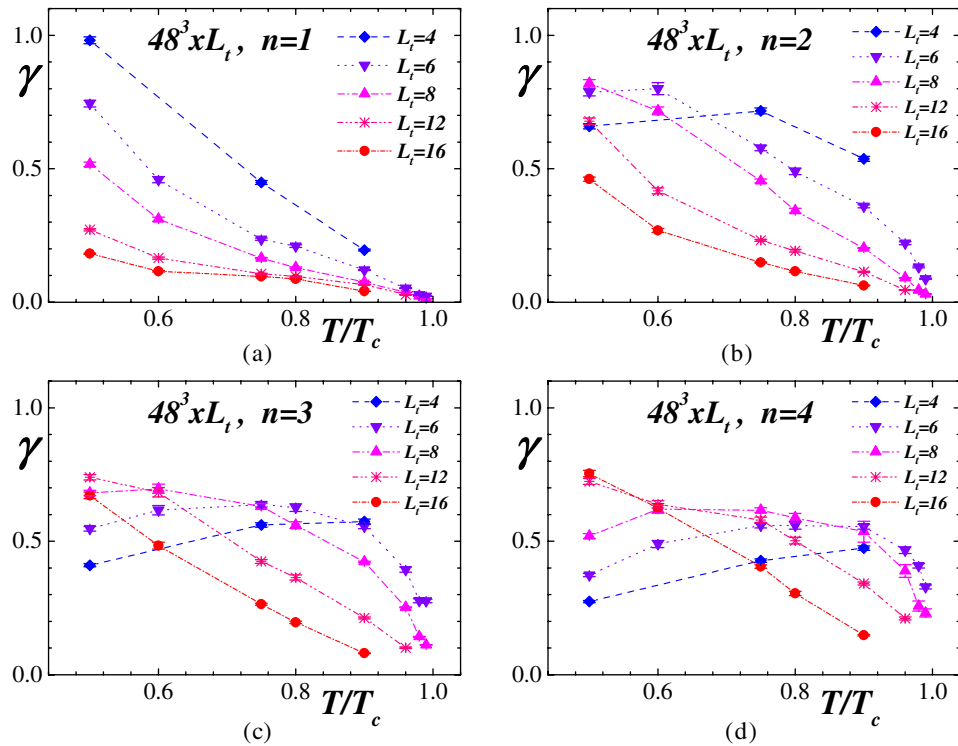


FIG. 6 (color online). The coefficient γ vs. temperature T for various temporal extensions of the lattice and for various blanking factors n .

TABLE I. The “critical exponents” δ —obtained with the help of the fit (16)—for various lattices $L_s^3 \times L_t$ and extensions n .

δ			
n	$48^3 \times 6$	$48^3 \times 8$	$72^3 \times 8$
1	0.64(15)	0.76(2)	–
2	0.62(8)	0.70(16)	0.48(3)
3	0.34(6)	0.55(7)	0.30(2)
4	0.22(2)	0.36(6)	0.18(3)
6	0.11(2)	0.20(2)	–

At the critical temperature, $T = T_c$, the 4D IR monopole cluster disappears and we expect a similar behavior for the 3D projected IR cluster. This implies, that the parameter $\gamma(b, T)$ must become a (nonlocal) *order parameter*: it must vanish at the critical point. One can reach this conclusion by noticing that the parameter $\gamma(b, T)$ is proportional to the monopole density (15) (which vanishes at $T = T_c$), and that the factor A is unlikely to be divergent at the critical temperature (what can also be deduced from Figs. 4).

We show that the quantity γ is indeed an order parameter in Fig. 6(a) which depicts γ for elementary ($n = 1$) monopoles as a function of temperature for various temporal extensions of the lattice. The behavior of the γ -parameter in the vicinity of the phase transition point depends on the value of the temporal extension L_t . However, the value of the γ -parameter at the critical temperature, $\gamma(T \rightarrow T_c) \rightarrow 0$, is universal with respect to L_t . Moreover, one can observe in Figs. 6(b)–6(d)—which correspond to the extensions $n = 2, 3, 4$, respectively—that the γ -coefficient for the extended monopoles also tends to vanish at $T = T_c$.

To characterize the critical behavior of the parameter γ in the vicinity of the phase transition we have fitted this parameter by the function

$$\gamma^{\text{fit}}(b, T) = C_\gamma \cdot \left(1 - \frac{T}{T_c}\right)^\delta, \quad T < T_c, \quad (16)$$

where δ and C_γ are the fitting parameters. We performed the fits for various lattices $L_s^3 \times L_t$ and extensions n . The

results for the “critical exponent” δ are shown in Table I. From this table one notices that the quantity δ is not universal: it depends not only on the extension of the monopole blocking but also it also depends on the lattice volume. Moreover, the larger the extension n , the steeper the gradient of γ in the vicinity of the phase transition.

One should add a word of caution here. The fit results shown in Table I are crucially dependent of the $T/T_c = 0.98, 0.99$ points (as one can see from Figs. 7(a) and 7(b)), which are very close to the phase transition. Since the transition is of the second order then the finite-volume effects must be strong and the results of fits may quantitatively be incorrect (although the results presented in Figs. 7(a) and 7(b) must qualitatively be correct).

V. MONOPOLE ENTROPY

Apart from the finite-volume effect, the distribution (12) has contributions from the energy and the entropy. As seen above, the action contribution is proportional to $e^{-f_0 L}$. The entropy contribution is proportional to μ^L (with $\mu > 0$) for sufficiently large monopole lengths, L . Thus, the entropy factor, μ , is

$$\mu = \exp\{f_0 + \gamma\}. \quad (17)$$

We determine the entropy using Eq. (17). The numerical results for the entropy factor $\mu(b, T)$ are shown in Fig. 8 for various temperatures, lattice volumes and blocking factors. One can see that the entropy factor μ scales as a function of b only, as expected.

In order to understand the meaning of the data shown in Fig. 8 we note that if the monopoles are randomly walking on a 3D cubic lattice then we should get a definite value for the entropy factor, $\mu = 5$. This is because at each site there exist five choices for the monopole current to go further. One can see that far from the phase transition, $T \lesssim 0.96T_c$ the entropy factor μ indeed tends to the $\mu = 5$ plateau at moderately small values of $b \sim 0.4 \dots 1$. At yet smaller b the entropy gets bigger than random walk value $\mu > 5$ because in this region the inverse Monte-Carlo method with the truncated quadratic monopole action does not

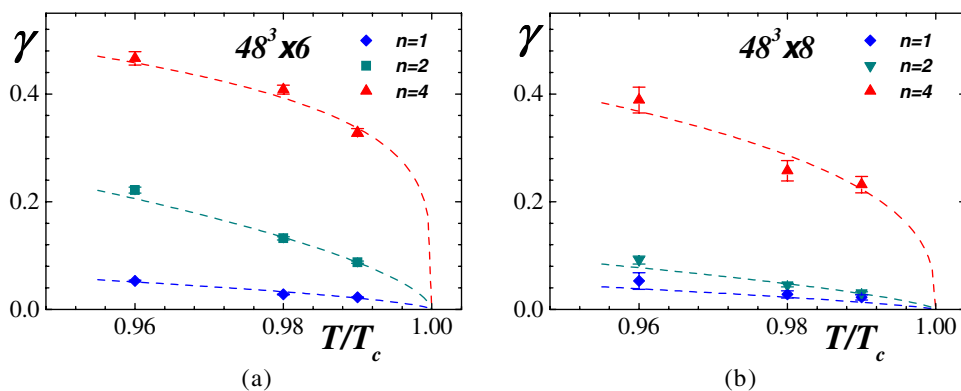


FIG. 7 (color online). Examples of the fits of the γ parameter as the function of the temperature.

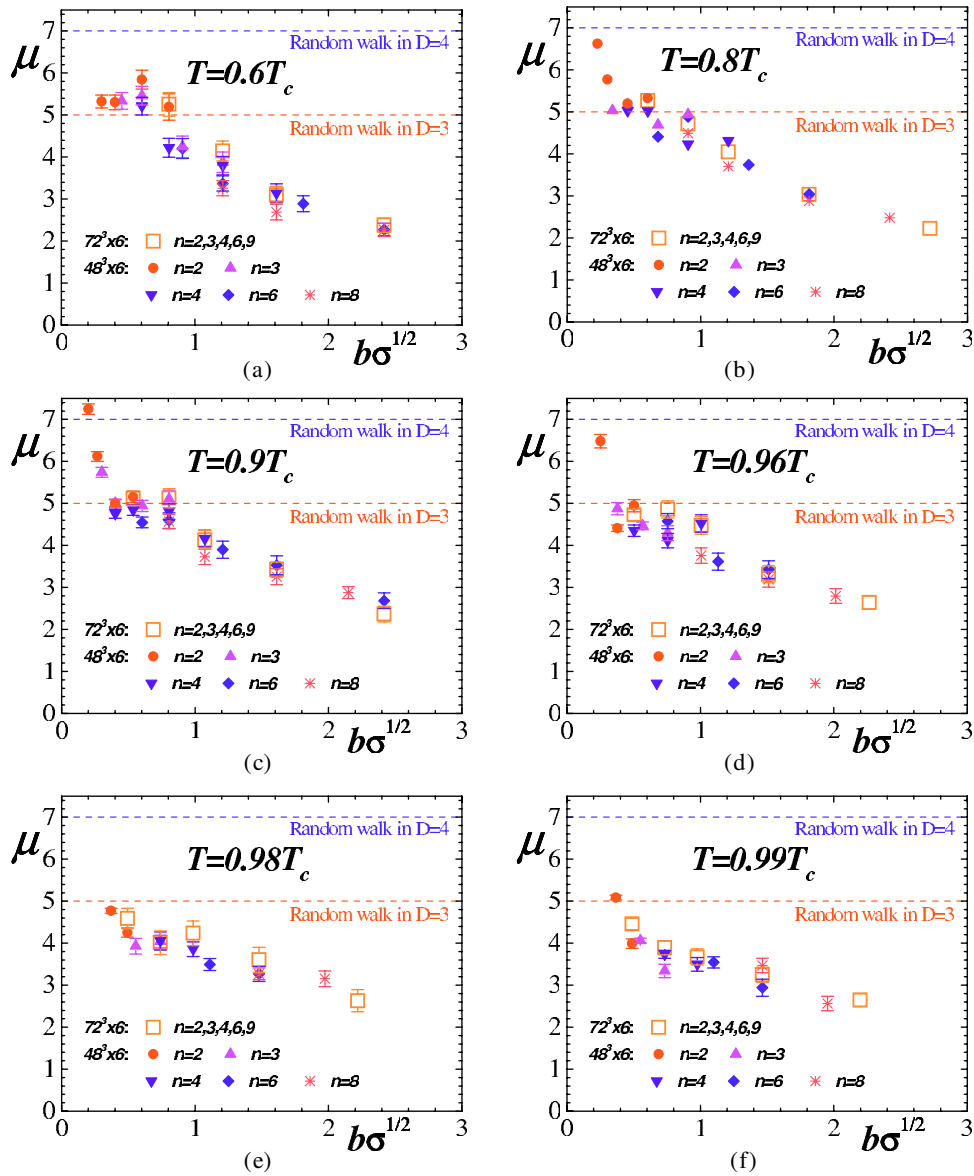


FIG. 8 (color online). Entropy factor of the spatially-projected monopole currents as the function of the scale b at various temperatures.

work well [16]. Thus, the value of the constant f_0 —defined in Eq. (11)—can not be obtained correctly.

At large b the entropy factor drops down with increase in the factor b . This feature is independent of the temperature. In the zero temperature case [13] the entropy factor μ approaches unity in the $b \rightarrow \infty$ limit. This feature is difficult to observe from our data since the information about the entropy at large values of the blocking size b is not available.

VI. CONCLUSION

The distributions of the spatially-projected infrared monopole currents of various blocking sizes, n were studied on the lattices with different spacings, a , and

volumes, $L_s^3 \times L_t$. We find that the distributions can be described by a Gaussian ansatz with a good accuracy. The ansatz contains two important terms: (i) the linear term, which contains information about the energy and entropy of the monopole currents; and (ii) the quadratic term, which appears due to finite-volume and which suppresses large infrared clusters. The linear term is independent of the lattice volume while the quadratic term is inversely proportional to the volume. Moreover, the linear term is a (nonlocal) order parameter for the deconfinement phase transition.

To get the entropy of the spatially-projected currents we studied the action of the monopoles belonging to the infrared monopole clusters of the spatially-projected currents using an inverse Monte-Carlo method. We show that

the entropy factor has a plateau at sufficiently small values of b and at $T \lesssim 0.96T_c$. A reason for the temperature restriction of our result is that our analysis may not be valid close to the second order phase transition point because of the increase of correlation lengths at (and, consequently, because of strong finite-volume effects) $T \approx T_c$. At $b \gtrsim 1$ the entropy is a decreasing function of $b = na$, indicating that the effective degrees of freedom of the projected and blocked monopoles are getting smaller as the blocking scale b increases. This effect is very similar to the zero temperature case, in which the monopole motion corresponds to the classical picture: the monopole with the large blocking size b becomes a macroscopic object and the motion of such a monopole gets close to a straight line.

ACKNOWLEDGMENTS

M. N. Ch. is supported by grants RFBR 04-02-16079, MK-4019.2004.2 and by JSPS Grant-in-Aid for Scientific Research (B) No. 15340073. T.S. is partially supported by JSPS Grant-in-Aid for Scientific Research on Priority Areas No. 13135210 and (B) No. 15340073. This work is also supported by the Supercomputer Project of the Institute of Physical and Chemical Research (RIKEN). A part of our numerical simulations have been done using NEC SX-5 at Research Center for Nuclear Physics (RCNP) of Osaka University. M. N. Ch. is grateful to the members of Institute for Theoretical Physics of Kanazawa University for the kind hospitality and stimulating environment.

-
- [1] G. 't Hooft, in *High Energy Physics, EPS International Conference, Palermo, 1975*, edited by A. Zichichi (unpublished); S. Mandelstam, *Phys. Rep.* **23**, 245 (1976).
 - [2] G. 't Hooft, *Nucl. Phys.* **B190**, 455 (1981).
 - [3] A. S. Kronfeld, M. L. Laursen, G. Schierholz, and U. J. Wiese, *Phys. Lett. B* **198**, 516 (1987); A. S. Kronfeld, G. Schierholz, and U. J. Wiese, *Nucl. Phys.* **B293**, 461 (1987).
 - [4] K. Amemiya and H. Suganuma, *Phys. Rev. D* **60**, 114509 (1999); V. G. Bornyakov, M. N. Chernodub, F. V. Gubarev, S. M. Morozov, and M. I. Polikarpov, *Phys. Lett. B* **559**, 214 (2003).
 - [5] T. Suzuki, *Nucl. Phys. B Proc. Suppl.* **30**, 176 (1993); M. N. Chernodub and M. I. Polikarpov, hep-th/9710205; R. W. Haymaker, *Phys. Rep.* **315**, 153 (1999).
 - [6] T. Suzuki and I. Yotsuyanagi, *Phys. Rev. D* **42**, R4257 (1990); G. S. Bali, V. Bornyakov, M. Müller-Preussker, and K. Schilling, *Phys. Rev. D* **54**, 2863 (1996).
 - [7] H. Shiba and T. Suzuki, *Phys. Lett. B* **333**, 461 (1994).
 - [8] H. Shiba and T. Suzuki, *Phys. Lett. B* **351**, 519, (1995); N. Arasaki, S. Ejiri, S. i. Kitahara, Y. Matsubara, and T. Suzuki, *Phys. Lett. B* **395**, 275 (1997).
 - [9] M. Chernodub, M. I. Polikarpov, and A. I. Veselov, *Phys. Lett. B* **399**, 267 (1997); *Nucl. Phys. B Proc. Suppl.* **49**, 307 (1996).
 - [10] T. L. Ivanenko, A. V. Pochinsky, and M. I. Polikarpov, *Phys. Lett. B* **252**, 631 (1990).
 - [11] S. Kitahara, Y. Matsubara, and T. Suzuki, *Prog. Theor. Phys.* **93**, 1 (1995).
 - [12] A. Hart and M. Teper, *Phys. Rev. D* **58**, 014504 (1998); P. Y. Boyko, M. I. Polikarpov, and V. I. Zakharov, *Nucl. Phys. B Proc. Suppl.* **119**, 724 (2003); M. N. Chernodub and V. I. Zakharov, *Nucl. Phys.* **B669**, 233 (2003); V. G. Bornyakov, P. Yu. Boyko, M. I. Polikarpov, and V. I. Zakharov, *Nucl. Phys.* **B672**, 222 (2003).
 - [13] M. N. Chernodub, K. Ishiguro, K. Kobayashi, and T. Suzuki, *Phys. Rev. D* **69**, 014509 (2004); K. Ishiguro, M. N. Chernodub, K. Kobayashi, and T. Suzuki, *Nucl. Phys. B Proc. Suppl.* **129**, 659 (2004).
 - [14] T. Suzuki, M. N. Chernodub, and K. Ishiguro, *Nucl. Phys. B Proc. Suppl.* **129**, 760 (2004).
 - [15] T. A. DeGrand and D. Toussaint, *Phys. Rev. D* **22**, 2478 (1980).
 - [16] M. N. Chernodub, S. Fujimoto, S. Kato, M. Murata, M. I. Polikarpov, and T. Suzuki, *Phys. Rev. D* **62**, 094506 (2000); M. N. Chernodub, S. Kato, N. Nakamura, M. I. Polikarpov, and T. Suzuki, hep-lat/9902013.
 - [17] V. G. Bornyakov, M. N. Chernodub, F. V. Gubarev, M. I. Polikarpov, T. Suzuki, A. I. Veselov, and V. I. Zakharov, *Phys. Lett. B* **537**, 291 (2002).